17

Panduit Products

Cable Ties and Installation Tools 17:2
Wiring Accessories. 17:20
Stainless Steel Cable Ties and Tools 17:32
Wiring Duct 17:38
Heat Shrink 17:46
Abrasion Protection 17:51
ID and Labelling Systems 17:58
Lockout/Tagout and Signage. 17:76
NetKey Network Solutions. 17:83
Racks and Grounding Solutions 17:103

DOME-TOP™ Barb Ty Cable Ties

Specifications

- *DOME-TOP*™ head features unique patented design with round, smooth edges
- Stainless steel locking barb provides consistent performance, reliability and infinite adjustability through entire bundle range
- High strength and low thread force

Part Number Nylon 6.6	Part Number Weather Resistant	Length (mm)	Maximum Bundle Diameter (mm)	Minimum Loop Tensile Strength (N)	Tool	Pkg Quantity
BT1M-C	BT1M-C0	102	23	80	GTS, GTSL, GS2B, PTS, PPTS, STS2	100
BT1M-M	BT1M-M0	102	23	80		1000
BT1.5M-C	BT1.5M-C0	155	38	80		100
BT2M-C	BT2M-C0	201	51	80		100
BT4M-C	BT4M-C0	361	102	80		100
BT1.5I-C	BT1.5I-C0	155	38	178		100
BT1.5I-M	BT1.5I-M0	155	38	178		1000
BT2I-C	BT2I-C0	203	51	178		100
BT3I-C	BT3I-C0	287	76	178		100
BT4I-C	BT4I-C0	363	102	178		100
BT2S-C	BT2S-C0	203	51	222	GTS, GTSL, GS2B, GTH, GS4H, PTS, PTH, PPTS, STS2, STH2	100
BT2S-M	BT2S-M0	203	51	222		1000
BT3S-C	BT3S-C0	305	76	222		100
BT4S-C	BT4S-C0	384	102	222		100
BT4S-M	BT4S-M0	384	102	222		1000
BT2LH-L	BT2LH-L0	221	51	534	GTH, GS4H, GS4EH, PTH, STH2, ST3EH	50
BT3LH-L	BT3LH-L0	300	76	534		50
BT4LH-L	BT4LH-L0	378	102	534		50
BT6LH-L	BT6LH-L0	538	152	534		50
BT7LH-L	BT7LH-L0	620	178	534		50
BT8LH-L	BT8LH-L0	699	203	534		50
BT9LH-L	BT9LH-L0	780	229	534		50

Parts available in other materials and colours.

UL Listing excludes Light-Heavy cross section ties in **weather resistant** material.

DOME-TOP™ Barb Ty Cable Ties



Specifications

- Used to secure a cable bundle to another surface such as a control panel, communications rack, wall or ceiling
- Design allows for bundling before or after screwing clamp in place
- Stainless steel locking barb provides consistent performance, reliability and infinite adjustability through entire bundle range

Part Number	Length (mm)	Maximum Bundle Diameter (mm)	Minimum Loop Tensile Strength (N)	Screw Size	Tool	Pkg Quantity
BC2S-S10-C	216	51	222	#10	GTS, GTSL, GS2B, GTH, GS4H, PTS, PTH, PPTS, STS2, STH2	100
BC3S-S10-D	318	76				500
BC4S-S10-C	396	102				100
BC4LH-S25-L	394	102	534	1/4	GTH, GS4H, GS4EH, PTH, STH2, ST3EH	50

Parts available in weather resistant material that has greater resistance to damage caused by ultraviolet light.

DOME-TOP™ Barb Ty Marker and Flag Ties



Specifications

- Used to fasten and identify bundles at the same time
- Stainless steel locking barb provides consistent performance, reliability and infinite adjustability through entire bundle range
- Can be marked with PANDUIT Marker Pens, Computer Printable Labels or custom imprinted with PANDUIT Custom Hot Stamping Service

Part Number	Length (mm)	Maximum Bundle Diameter (mm)	Minimum Loop Tensile Strength (N)	Write-On Area (mm)	Tool	Standard Pkg Quantity
Flag Style						
BF1M-C	117	23	80	9.1 x 20.6	GTS, GTSL, GS2B, PTS, PPTS, STS2	100
BF2M-C	211	51	80			100
Wrap Style						
BM1M-C	107	23	80	7.4 x 27.7	GTS, GTSL, GS2B, PTS, PPTS, STS2	100

PAN-TY™ Cable Ties



Specifications

- Versatile cable ties can be used in countless applications
- One-piece construction for consistent performance and reliability
- Lowest threading force of any one-piece cable tie in the industry

Part Number Nylon 6.6	Part Number Weather Resistant	Length (mm)	Maximum Bundle Diameter (mm)	Minimum Loop Tensile Strength (N)	Tool	Pkg Quantity
PLT1M-C	PLT1M-C0	99	22	80	GTS, GTSL, GS2B, PTS, PPTS, STS2	100
PLT1M-M	PLT1M-M0	99	22	80		1000
PLT1.5M-C	PLT1.5M-C0	142	32	80		100
PLT2M-C	PLT2M-C0	203	51	80		100
PLT1.5I-C	PLT1.5I-C0	142	35	178		178
PLT1.5I-M	PLT1.5I-M0	142	35	178		178
PLT2I-C	PLT2I-C0	203	51	178		100
PLT2.5I-C	PLT2.5I-C0	246	64	178		100
PLT3I-C	PLT3I-C0	290	76	178		100
PLT4I-C	PLT4I-C0	368	102	178		100
PLT1S-C	PLT1S-C0	122	25	222	GTS, GTSL, GS2B, GTH, GS4H, PTS, PPTS, PTH, STS2, STH2	100
PLT1.5S-C	PLT1.5S-C0	157	38	222		100
PLT2S-C	PLT2S-C0	188	48	222		100
PLT2S-M	PLT2S-M0	188	48	222		1000
PLT2.5S-C	PLT2.5S-C0	249	64	222		100
PLT3S-C	PLT3S-C0	292	76	222		100
PLT3S-M	PLT3S-M0	292	76	222		1000
PLT4S-C	PLT4S-C0	368	102	222		100
PLT4S-M	PLT4S-M0	368	102	222		1000
PLT4.5S-C	PLT4.5S-C0	394	114	222		100
PLT5S-C	PLT5S-C0	445	127	222		100

Parts available in other materials and colours.

PAN-TY™ Cable Ties (continued)



Part Number Nylon 6.6	Part Number Weather Resistant	Length (mm)	Maximum Bundle Diameter (mm)	Minimum Loop Tensile Strength (N)	Tool	Pkg Quantity
PLT6LH-L	PLT6LH-L0	556	152	534	GTH, GS4H, GS4EH, PTH, STH2, ST3EH	50
PLT7LH-L	PLT7LH-L0	627	178	534		50
PLT8LH-L	PLT8LH-L0	701	203	534		50
PLT9LH-L	PLT9LH-L0	775	229	534		50
PLT10LH-L	PLT10LH-L0	871	262	534		50
PLT2H-L	PLT2H-L0	206	51	534		50
PLT2.5H-L*	PLT2.5H-L0	249	64	534		50
PLT3H-L*	PLT3H-L0	290	76	534		50
PLT4H-L*	PLT4H-L0	368	102	534		50
PLT5H-L*	PLT5H-L0	450	127	778		778
PLT6H-L*	PLT6H-L0	531	152	778		778
PLT8H-L*	PLT8H-L0	777	229	778		50
PLT13H-C*	PLT13H-C0	1100	330	778		100
PLT5EH-Q	PLT5EH-Q0	511	127	1112	GS4EH, ST3EH	25
PLT6EH-Q	PLT6EH-Q0	564	152	1112		25
PLT8EH-C	PLT8EH-C0	719	203	1112		100

UL Listing excludes PLT5H thru PLT8EH parts in **natural** material.
UL Listing excludes Light-Heavy thru Heavy cross section ties in **weather resistant** material.
UR Listing excludes Light-Heavy thru Heavy cross section ties in **natural and weather resistant** material.

*Meets the requirements of UL181B-C, for use with UL non-metallic air ducts and air connectors.

Parts available in other materials and colours.

TEFZEL Cable Ties



Specifications

- TEFZEL is ideal for applications requiring resistance to environmental stresses such as chemical attack, gamma radiation, ultraviolet radiation and extreme temperatures, up to 170°C
- Ideal for use in nuclear power facilities and chemical processing plants
- Low smoke density and excellent flammability rating of UL94V-0

Part Number	Length (mm)	Maximum Bundle Diameter (mm)	Minimum Loop Tensile Strength (N)	Tool	Standard Pkg Quantity
PLT1M-C76	102	22	80	GTS, GTSL, GS2B, PTS, PPTS, STS2	100
PLT2I-C76	203	51	111		100
PLT2S-C76	188	48	222	GTS, GTSL, GS2B, GTH, GS4H, PTS, PTH, PPTS, STS2, STH2	100
PLT3S-C76	295	76	222		100
PLT4S-C76	371	102	222		100
PLT3H-L76	292	76	534	GTH, GS4H, GS4EH, PTH, STH2, ST3EH	50
PLT4H-L76	371	102	534		50

*TEFZEL is a registered trademark of E.I. du Pont de Nemours and Company.

HALAR Cable Ties

Specifications

- UL Listed for use in Plenum or Air Handling Spaces per NEC, Section 300-22 (C) and (D)
- Low smoke density and excellent flammability rating of UL94V-0
- Commonly accepted solution for bundling qualified cable without conduit in air handling space applications

Part Number	Length (mm)	Maximum Bundle Diameter (mm)	Minimum Loop Tensile Strength (N)	Tool	Standard Pkg Quantity
PLT1M-C702Y	102	22	80	GTS, GTSL, GS2B, PTS, PPTS, STS2	100
PLT2S-C702Y	188	48	222	GTS, GTSL, GS2B, GTH, GS4H, PTS, PTH, PPTS, STS2, STH2	100
PLT3S-C702Y	295	76	222		100

*HALAR is the registered trademark of Solvay Solexis, Inc.

PAN-TY™ Cable Ties - Polyetheretherketone (PEEK)



Specifications

- High temperature material up to 260°C
- Flammability rating of UL94V-0 with low smoke and toxicity and resistant to a wide variety of chemicals and gamma radiation
- High loop tensile strength

Part Number	Length (mm)	Maximum Bundle Diameter (mm)	Minimum Loop Tensile Strength (N)	Tool	Standard Pkg Quantity
PLT2S-M71	188	48	667	GTS, GTSL, GS2B, GTH, GS4H, PTS, PPTS, STS2, STH2	1000

PAN-TY™ Clamp Ties



Specifications

- Used to secure a cable bundle to another surface such as a control panel, communications rack, wall or ceiling
- Design allows for bundling before or after screwing clamp in place
- One-piece construction for consistent performance and reliability

Part Number	Length (mm)	Maximum Bundle Diameter (mm)	Minimum Loop Tensile Strength (N)	Screw Size	Tool	Pkg Quantity
PLC1M-S4-C	109	19	80	M2.5	GTS, GTSL, GS2B, PTS, PPTS, STS2	100
PLC1.5I-S8-C	155	32	178	M4		100
PLC2S-S6-C	201	47	222	M3	GTS, GTSL, GS2B, GTH, GS4H, PTS, PTH, PPTS, STS2, STH2	100
PLC2S-S10-C	201	47	222	M5		100
PLC3S-S10-C	305	76	222	M5		100
PLC4S-S10-C	381	102	222	M5		100
PLC2H-S25-L	229	51	120	M6	GTH, GS4H, GS4EH, PTH, STH2, ST3EH	50
PLC4H-S25-L	384	102	120	M6		50

Parts also available in weather resistant material that has greater resistance to damage caused by ultraviolet light.

PAN-TY™ Marker and Flag Ties



Specifications

- Used to fasten and identify bundles at the same time
- One-piece construction for consistent performance and reliability
- Can be marked with PANDUIT Marker Pens, Computer Printable Labels or custom imprinted with PANDUIT Custom Hot Stamping Service

Part Number	Length (mm)	Maximum Bundle Diameter (mm)	Minimum Loop Tensile Strength (N)	Write-On Area (mm)	Tool	Standard Pkg Quantity
Flag Style						
PLF1M-C	109	22	80	7.9 x 19.1	GTS, GTSL, GS2B, PTS, PPTS, STS2	100
PLF1MA-C	130	22	80	19.1 x 26.4		100
PLF1MB-C	102	19	80	7.9 x 23.4		100
Wrap Style						
PLM1M-C	99	19	80	6.6 x 24.1	GTS, GTSL, GS2B, PTS, PPTS, STS2	100
PLM2M-C	203	51	80	6.6 x 24.1		100
PLM2S-C	188	44	222	11.1 x 22.1	GTS, GTSL, GS2B, GTH, GS4H, PTS, PTH, PPTS, STS2, STH2	100
PLM4S-C	371	102	222	11.1 x 50.8		100
PL2M2S-L	188	44	222	22.1 x 27.2		50
PL3M2S-L	188	44	222	22.1 x 45.5		50

SUPER-GRIP™ Cable Ties



Specifications

- Excellent tensile strength, flexibility and superior bundle tightness
- Strong locking wedge and flared neck enable the tie to withstand rough installation practices that occur in MRO and construction environments
- Resist lateral movement on the bundle because they are more flexible and can be installed tighter

Part Number Nylon 6.6	Part Number Weather Resistant	Length (mm)	Maximum Bundle Diameter (mm)	Minimum Loop Tensile Strength (N)	Tool	Standard Pkg Quantity
SG100M-C	SG100M-C0	102	23	80	GTS, GTSL, GS2B, PTS, PPTS, STS2	100
SG150I-C	SG150I-C0	157	38	178		100
SG200S-C	SG200S-C0	211	51	222	GTS, GTSL, GS2B, GTH, GS4H, PTS, PTH, PPTS, STS2, STH2	100
SG300S-C	SG300S-C0	315	81	311		100
SG370S-C	SG370S-C0	389	107	311		100
SG350LH-L	SG350LH-L0	389	105	534	GTH, GS4H, GS4EH, PTH, STH2, ST3EH	50
SG450H-L	SG450H-L0	472	132	778		50

See *SUPER-GRIP*™ Cable Tie Mounts on page 17:22 - 17:23.

HYPER-V™ Cable Ties



Specifications

- Low installation threading force allows quick and easy installation
- Teeth on both sides of cable tie body enable tie to conform to irregular bundle shapes while maintaining loop tensile strength
- In-line tie design for parallel-entry of tie into head; results in a lower profile on cable bundles
- Head design with waiting position allows temporary positioning of tie prior to final locking; no need to replace ties when adding more cables to bundle

Part Number	Length (mm)	Maximum Bundle Diameter (mm)	Minimum Loop Tensile Strength (N)	Tool	Standard Pkg Quantity
HV965-C0	264	66	712	GTH, GS4H, GS4EH, PTH, STH2, ST3EH	100
HV9100-C0	366	99	712		100
HV9150-C0	526	150	712		100
HV9250-C0	841	249	712		100

See *HYPER-V*™ Cable Tie Mounts on page 17:24.

DURA-TY™ Cable Ties



Specifications

- Ideal for securing cables in outdoor messenger strand applications and vertical ladder racks
- Excellent ultraviolet, chemical and moisture resistance
- Acetal material and double stainless steel locking barbs; high tensile strength and high impact resistance

Part Number	Length (mm)	Maximum Bundle Diameter (mm)	Minimum Loop Tensile Strength (N)	Tool	Standard Pkg Quantity
Extra-Heavy Cross Section					
DT4EH-L0	343	99	1112	GTH, GS4EH, ST3EH	50
DT8EH-Q0	686	203	1112		25

Meets Telcordia TR-TSY-000789.

Part Number	Part Description	Tool	Standard Pkg Quantity
Strapping, Heads and Kit - allows user to customise strap length			
DTREH-LR0	15.2m reel of strapping	GTH, GS4EH, ST3EH	1
DTHEH-Q0	Bag of 25 cable tie heads	-	25
DTKEH-0	Kit containing 15.2m reel of strapping and 25 cable tie heads	GTH, GS4EH, ST3EH	1

Polypropelene Metal Detectable Ties



Application

For use in processing and packaging areas where aggressive acid and alkaline chemicals are used to clean the equipment. Excellent chemical resistant cable tie and mount solution for food and pharmaceutical processing equipment manufacturing applications.

- Allows a cable tie or cable tie mount to be identified by metal detectors or x-ray inspection equipment helping to reduce contamination in finished products
- Suitable for use in a variety of environments, including areas subjected to harsh cleaning solvents providing long term durability
- Distinct colour per common industry practices provides easy identification on conveyor belts and in finished products, reducing waste due to product contamination

Anixter Number	Length In (mm)	Width In (mm)	Thickness In (mm)	Head Height In (mm)	Head Width In (mm)	Max Bundle Diameter	In (mm) Min Loop Tensile Strength	Llb (N) Recommended Tools	Std Pkg Qty
Miniature Cross Section									
PLT1M-C186	3.9 (100)	0.098 (2.5)	0.44 (1.1)	0.186 (4.8)	0.188 (4.8)	0.87 (22)	15 (67)	GTS, GTSL	100
Intermediate Cross Section									
PLT21-C186	8.0 (203)	0.135 (3.4)	0.047 (1.2)	0.180 (4.6)	0.240 (6.1)	2.00 (51)	24 (107)	GTS, GTSL	100
Standard Cross Section									
PLT2S-C186	7.3 (186)	0.190 (4.8)	0.57 (1.4)	0.240 (6.1	0.320 (8.1	1.85 (47)	30 (133)	GTS, GTSL GTH	100
PLT3S-C186	11.5 (291)					3.00 (76)			100
PLT4S-C186	14.4 (366)					4.00 (102)			100
Light-Heavy Cross Section (Straight Tip)									
PLT3H-L186	11.1 (282)	0.300 (7.6)	0.075 (1.9)	0.360 (9.1)	0.480 (12.2)	3.00 (76)	60 (267)	GTH	50
PLT4H-L186	14.4 (366)					4.00 (102)			50

ANIXTER

TAK-TY™ Hook and Loop Cable Ties

Specifications

- Wide selection of sizes, styles and colours
- Adjustable, releasable and reusable hundreds of times
- Hook and loop material maintains network data integrity by protecting against over-tensioning, unravelling and delamination

Note: Minimum 50.8mm overlap required to achieve loop tensile rating.

Part Number	Length (mm)	Width (mm)	Maximum Bundle Diameter (mm)	Minimum Loop Tensile Strength (N)	Standard Pkg Quantity
Loop Ties - Slot allows for pre-wrapping of bundles					
HLT2I-X0	203	13	49	178	10
HLT3I-X0	305	13	81	178	10
UL Listed Loop Ties (Maroon) for plenum applications*					
HLTP2I-X12	203	13	49	178	10
HLTP3I-X12	305	13	81	178	10
Strip Ties - Perforated in convenient 152.4mm, 304.8mm, 457.2mm strips					
HLS1.5S-X0	152	19	38	222	10
HLS3S-X0	305	19	81	222	10
HLS5S-X0	457	19	127	222	10
UL Listed Strip Ties (Maroon) for plenum applications*					
HLSP1.5S-X12	152	19	38	222	10
HLSP3S-X12	12.0	19	81	222	10
HLSP5S-X12	18.0	19	127	222	10
15' and 75' Continuous Rolls - Can be cut to desired length, eliminating waste					
HLM-15R0	4572	8	Various	80	1
HLS-15R0	4572	19	Various	222	1
HLS-75R0	22860	19	Various	222	1

*Also available in Black (-X0), which has an 80N minimum loop tensile strength.

TAK-TAPE™ Hook and Loop Strips

Specifications

- Hook and loop fastener for general purpose bundling; thin and flexible, adjustable, releasable and reusable
- Large continuous roll you can cut to size - PANDUIT cutter included with TTS-35RX0
- Handy, reusable plastic case with TTS-20R0, keeps material clean

Note: Minimum 50.8mm overlap required to achieve loop tensile rating.

Part Number	Length (M)	Width (mm)	Maximum Bundle Diameter (mm)	Minimum Loop Tensile Strength (N)	Standard Pkg Quantity
TTS-20R0	6.1	19	Various	178	1
TTS-35RX0	10.7	19	Various	178	1

ULTRA-CINCH™ Hook and Loop Ties



Specifications

- Material has hooks and loops on same side to secure a greater range of bundle diameters, including smaller bundles; adjustable, releasable and reusable hundreds of times
- Low profile, contoured cinch ring reduces overall bundle size
- Brass grommet (UGCTC and UGCTE styles) assures reliable installations with a strong metal grommet that resists pullout - PANDUIT recommends flat-head screws for use in grommet applications

Note: Minimum 50mm overlap required to achieve loop tensile rating.

Part Number	Length (mm)	Width (mm)	Maximum Bundle Diameter (mm)	Minimum Loop Tensile Strength (N)	Standard Pkg Quantity
Cinch Ties					
UCT3S-X0	304.8	22	76	222	10
UCT5S-X0	457.2	22	127	222	10
Center Mount Grommet* - Bundle centered over mounting point					
UGCTC3S-X0	304.8	22	76	222	10
UGCTC5S-X0	457.2	22	127	222	10
End Mount Grommet* - Bundle offset from mounting point					
UGCTE3S-X0	304.8	22	76	222	10
UGCTE5S-X0	474.98	22	127	222	10

*(6mm) diameter mounting hole on Grommet Style Cinch Ties.

Tool Controlled Tension and Cut-Off Tools

Specifications

- Tool controlled tension provides flush cut-off and speeds installation
- Lightweight and balanced
- Easy to change tension adjustment and easy to operate

Part Number	Part Description	Std Pkg Quantity
GTS	Ergonomic design; installs Subminiature, Miniature, Intermediate and Standard cross section cable ties, 278g; black trigger handle	1
GTH	Ergonomic design; installs Standard, Heavy-Standard, Light-Heavy and Heavy cross section cable ties, 340g; red trigger handle	1
GS4EH	Metal Tool; installs Light-Heavy, Heavy and Extra-Heavy cross section cable ties, 454g; blue trigger handle	1

Installer Controlled Tension and Cut-Off Tools

Specifications

- Economical series of tools for maintenance or construction applications
- Excellent tools for low volume applications

Part Number	Part Description	Std Pkg Quantity
STS2	Installs Miniature, Intermediate and Standard cross section cable ties, Black, 71g; top-loading feature for right or left-handed users	1
STH2	Installs Standard, Heavy-Standard, Light-Heavy and Heavy cross section cable ties, Red, 71g; top-loading feature for right or left-handed users	1
STHV	Installs Light-Heavy and Heavy cross section cable ties, Yellow, 341g; durable all steel construction, “Travel stop” helps prevent pinched fingers	1
ST3EH	Installs Light-Heavy, Heavy and Extra-Heavy cross section cable ties, Blue handles, 256g; durable all steel construction	1

4-Way Adhesive Backed Cable Tie Mounts



Specifications

- A wide variety of mounts used with cable ties to speed and simplify the mounting of wire and cable
- Mounts produced in multiples on a strip for easy release from the liner

Part Number	Used with Cable Ties‡	Material	Maximum Static Load	Standard Pkg Quantity
ABM1M-A-C	M	Nylon 6.6	59	100
ABM1M-AT-C	M	Nylon 6.6	59	100
ABMM-A-C	M, I	ABS	136	100
ABMM-AT-C	M, I	ABS	136	100
ABMM-AT-C0	M, I	Weather Resistant ABS	136	100
ABM2S-A-C	M, I, S	ABS	227	100
ABM2S-AT-C	M, I, S	ABS	227	100
ABM2S-AT-C0	M, I, S	Weather Resistant ABS	227	100
ABM3H-A-L	M, I, S, HS, LH, H and HLM	Nylon 6.6	508	50
ABM3H-AT-L	M, I, S, HS, LH, H and HLM	Nylon 6.6	508	50
ABM4H-A-L	M, I, S, HS, LH, H and HLM	Nylon 6.6	907	50
ABM100-A-C	M, I, S	Nylon 6.6	136	100
ABM100-AT-C	M, I, S	Nylon 6.6	136	100
ABM100-AT-C0	M, I, S	Weather Resistant Nylon 6.6	136	100
ABM112-A-C	M, I, S	Nylon 6.6	286	100
ABM112-AT-C0	M, I, S	Weather Resistant Nylon 6.6	286	100

‡Cable Tie Cross Section Sizes: M = Miniature, I = Intermediate, S = Standard, HS = Heavy-Standard, LH = Light-Heavy, H = Heavy, HLM = Miniature *TAK-TY*™ Hook & Loop Cable Ties.

Cable Tie Mounts



Specifications

- Unique cradle design provides maximum stability for the cable bundle
- Low profile design keeps bundle close to mounting surface
- For indoor use only

Part Number	Used with Cable Ties‡	Mounting Method	Material	Standard Pkg Quantity
TM1S4-C	M	M2.5 Screw	Nylon 6.6	100
TM2S6-C	M, I, S	M3 Screw	Nylon 6.6	100
TM2S8-C	M, I, S	M4 Screw	Nylon 6.6	100
TM3S8-C	M, I, S, LH	M4 Screw	Nylon 6.6	100
TMEH-S10-C100	M, I, S, HS, LH, H, EH, HLM, HLT	M5 Screw	Weather Resistant Polypropylene	100

‡Cable Tie Cross Section Sizes: M = Miniature, I = Intermediate, S = Standard, HS = Heavy-Standard, LH = Light-Heavy, H = Heavy, HLM = Miniature *TAK-TY*™ Hook & Loop Cable Ties and HLT = *TAK-TY*™ Hook & Loop Cable Ties.

SUPER-GRIP™ Mounts

Specifications

- Low profile design keeps bundle close to mounting surface
- Small overall size allows use where space is limited

Part Number	Used with Cable Ties‡	Mounting Method	Material	Standard Pkg Quantity
Adhesive Backed Mounts				
SGABM20-A-C	SGM, SGI	Rubber Based Adhesive	Nylon 6.6	100
SGABM20-AT-C0	SGM, SGI	Acrylic Based Adhesive	Weather Resistant Nylon 6.6	100
SGABM25-A-C	SGM, SGI, SGS	Rubber Based Adhesive or M3 Screw	Nylon 6.6	100
SGABM25-AT-C0	SGM, SGI, SGS	Acrylic Based Adhesive or M3 Screw	Weather Resistant Nylon 6.6	100
SGABM25-S6-C	SGM, SGI, SGS	M3 Screw	Nylon 6.6	100
SGABM25-S6-C0	SGM, SGI, SGS	M3 Screw	Weather Resistant Nylon 6.6	100
SGABM30-A-C	SGM, SGI, SGS	Rubber Based Adhesive	Nylon 6.6	100
SGABM30-AT-C0	SGM, SGI, SGS	Acrylic Based Adhesive	Weather Resistant Nylon 6.6	100
SGABM40-A-L	SGM, SGI, SGS, SGLH, SGH	Rubber Based Adhesive	Nylon 6.6	50
SGABM40-AT-L0	SGM, SGI, SGS, SGLH, SGH	Acrylic Based Adhesive	Weather Resistant Nylon 6.6	50
SGABM50-A-L	SGM, SGI, SGS, SGLH, SGH	Rubber Based Adhesive	Nylon 6.6	50
SGABM50-AT-L0	SGM, SGI, SGS, SGLH, SGH	Acrylic Based Adhesive	Weather Resistant Nylon 6.6	50
Screw Applied Tie Anchor Mounts				
SGTA1S8-C	SGM, SGI, SGS	M4 Screw	Nylon 6.6	100
SGTA1S8-C0	SGM, SGI, SGS	M4 Screw	Weather Resistant Nylon 6.6	100

‡Cable Tie Cross Section Sizes: SGM = *SUPER-GRIP*™ Miniature, SGI = *SUPER-GRIP*™ Intermediate, SGS = *SUPER-GRIP*™ Standard, SGLH = *SUPER-GRIP*™ Light Heavy, SGH = *SUPER-GRIP*™ Heavy.

See *SUPER-GRIP*™ Cable Ties on page 17:11.

SUPER-GRIP™ Mounts (continued)

Part Number	Used with Cable Ties‡	Mounting Method	Material	Standard Pkg Quantity
Masonry Push Mounts				
SGMPMH38-L0	SGM, SGI, SGS, SGLH, SGH	Tree Barb	Impact Modified Weather Resistant Nylon 6.6	50
SGMPMS19-C0	SGM, SGI, SGS	Tree Barb	Impact Modified Weather Resistant Nylon 6.6	100
SGMPMS25-C0	SGM, SGI, SGS	Tree Barb	Impact Modified Weather Resistant Nylon 6.6	100
SGMPMWH32-L0	SGM, SGI, SGS, SGLH, SGH	Tree Barb	Impact Modified Weather Resistant Nylon 6.6	50
Screw Applied Tie Mounts				
SGTM1S6-C	SGM	(M3) Screw	Nylon 6.6	100
SGTM1S6-C0	SGM	(M3) Screw	Weather Resistant Nylon 6.6	100
SGTM2S8-C	SGM, SGI, SGS	(M4) Screw	Nylon 6.6	100
SGTM2S8-C0	SGM, SGI, SGS	(M4) Screw	Weather Resistant Nylon 6.6	100
SGTM3S10-C	SGM, SGI, SGS, SGLH	(M5) Screw	Weather resistant Nylon 6.6	100
SGTM3S10-C0	SGM, SGI,	(M5) Screw	Resistant Nylon 6.6	100

‡Cable Tie Cross Section Sizes: SGM = *SUPER-GRIP*™ Miniature, SGI = *SUPER-GRIP*™ Intermediate, SGS = *SUPER-GRIP*™ Standard, SGLH = *SUPER-GRIP*™ Light Heavy, SGH = *SUPER-GRIP*™ Heavy.
See *SUPER-GRIP*™ Cable Ties on page 17:11.

HYPER-V™ Cable Tie Mounts



Specifications

- Retaining tab within window holds cable tie in position when pre-installed in the mount
- Low profile design keeps bundle close to mounting surface

Part Number	Used with Cable Ties‡	Material	Mounting Method	Standard Pkg Quantity
HVMPM32-C0	HV	Impact Modified Weather Resistant Nylon 6.6	Tree Barb for 0.315" Hole Diameter	100
HVTM3S10-C0	HV	Weather Resistant Nylon 6.6	M5 Screw	100

‡For use with *HYPER-V*™ Cable Ties, see page 17:12.

Masonry Push Mounts

Specifications

- Used to secure wire, cable or tubing to masonry surfaces
- Material: Impact Modified Weather Resistant Nylon 6.6

Part Number	Used with Cable Ties‡	Mounting Method	Hole Diameter (mm)	Standard Pkg Quantity
MPMS19-C0	M, I, S	Tree Barb	5	100
MPMS25-C0	M, I, S		6	100
MPMH38-L0	M, I, S, HS, LH, H and HLM		9.5	50
MPMWH32-L0	M, I, S, HS, LH, H and HLM		9.5	50

‡Cable Tie Cross Section Sizes: M = Miniature, I = Intermediate, S = Standard, HS = Heavy Standard, LH = Light-Heavy, H = Heavy and HLM = Miniature *TAK-TY*™ Hook & Loop Ties.

Cable and Wire Mounting Devices

ARC


LC3, LC5, LC10


ACC

A1C


MACC

PMCC


AJC


A2C

Specifications

- Used without cable ties to mount wire and cable
- For indoor use only

Part Number	Maximum Bundle Diameter (mm)	Mounting Method	Material	Standard Pkg Quantity
Adhesive Backed CLINCHER™ Mount				
ARC.68-A-Q14	17	Rubber Adhesive	Polypropylene	25
Adhesive Backed Latching Clip				
LC3-A-C8	5	Rubber Adhesive	PVC	100
LC5-A-C8	9			100
LC10-A-L8	24			50
Adhesive Backed Cord Clip				
ACC19-A-C	5	Rubber Adhesive	Nylon 6.6	100
ACC38-A-C	10			100
ACC62-A-C	16			100
MACC25-A-C	6		Zinc Plated Steel	100
MACC62-A-C	16			100
Push Mount Cord Clip				
PMCC38H25-C	10	Push Barb Fits 6.4mm Diameter Hole in up to 2.7mm Thick Panel	Nylon 6.6	100
Adhesive Backed Wire Clip				
AJC19-A-C	5	Rubber Adhesive	PVC	100
AJC25-A-C	6			100
AJC31-A-C	8			100
AJC38-A-C	10			100
A1C12-A-C8	3			100
A1C25-A-C8	6			100
A1C38-A-C8	10			100
A1C50-A-C8	13			100
A2C12-A-C8	3			100
A2C25-A-C8	6			100
A2C38-A-C8	10			100
A2C50-A-C8	13			100

Cable and Wire Mounting Devices (continued)

WBS


SICH


BEC

BECP

TWR


LWC*-A

LWC*-H

VCC

Part Number	Maximum Bundle Diameter (mm)	Mounting Method	Material	Standard Pkg Quantity
Wire Bundle Strap				
WBS6-Q	3871 Sq. mm	(2) M6 Screws	ABS	25
Push Mount Wire Clips				
SICH25-C	6.4	Push Barb Fits 6.4mm Diameter Hole in 0.76mm to 2.5mm Thick Panel	Nylon 6.6	100
SICH38-C	9.7			100
SICH50-C	12.7			100
SICH75-C	19.1			100
SICH100-C	25.4			100
SICH150-C	38.1			100
Adhesive Backed Bevel Entry Wire Clip				
BEC38-A-L	9.7	Rubber Adhesive	Nylon 6.6	50
BEC75-A-L	19.1			50
Push Mount Bevel Entry Wire Clip				
BECP38H25-L	9.7	Inserted into Pre-Drilled Hole	Nylon 6.6	50
BECP75H25-L	19.1			50
Tension Wire Retainer				
TWR-C	9.7	M3 Screw	Nylon 6.6	100
TWR-CO			Weather Resistant Nylon 6.6	100
Latching Wire Clip				
LWC19-A-C14	4.8	Rubber Adhesive	Nylon 6.6	100
LWC25-A-C14	6.4			100
LWC38-A-C14	9.4			100
LWC50-A-L14	12.7			50
LWC75-A-L14	19.1			50
LWC100-A-L14	25.4			50
LWC19-H25-C14	4.8	Push Barb		100
LWC25-H25-C14	6.4			100
LWC38-H25-C14	9.4			100
LWC50-H25-L14	12.7			50
LWC75-H25-L14	19.1			50
LWC100-H25-L14	25.4			50
Vertical Cord Clip				
VCC25-A-C	6.4	Rubber Adhesive	Nylon 6.6	100
VCC50-A-C	12.7			100

Vertical D-Rings

Specifications

- Patented cable manager ring
- Standard EIA hole spacing allows product to be mounted to any standard rack
- Flexible material allows arm to rotate so entire cable bundle can be inserted and removed
- 6.35mm mounting hole allows for a variety of screws to secure the D-ring to a surface

Part Number	Maximum Bundle Diameter (mm)	Mounting Method	Material	Standard Pkg Quantity
CMVDR1	123.2 x 31.24	Screw Mounted Holes Accept (2) 6.35mm Screws	Flame Retardant Polycarbonate	1
CMVDR2	123.2 x 62.9			1

Fixed Diameter Cable Clamps



Specifications

- Durable nylon cable clamps
- Available in two widths for standard and heavy duty applications

Part Number	Maximum Diameter (mm)	Standard Pkg Quantity
Standard M4 Screw		
CCS12-S8-C	3	100
CCS19-S8-C	4.8	100
CCS25-S10-C	6.4	100
CCS31-S8-C	7.9	100
CCS38-S8-C	9.7	100
CCS44-S8-C	11.2	100
CCS50-S8-C	12.7	100
Heavy Duty M5 Screw		
CCH12-S10-C	3	100
CCH19-S10-C	4.8	100
CCH25-S10-C	6.4	100
CCH31-S10-C	7.9	100
CCH38-S10-C	9.7	100
CCH44-S10-C	11.2	100
CCH50-S10-C	12.7	100
CCH56-S10-C	14.2	100
CCH62-S10-C	15.7	100
CCH69-S10-C	17.5	100
CCH75-S10-C	19.1	100
CCH81-S10-C	20.6	100
CCH87-S10-C	22.1	100
CCH100-S10-C	25.4	100
CCH112-S10-C	28.4	100
CCH119-S10-C	30.2	100
CCH125-S10-C	31.8	100
CCH138-S10-C	34.8	100
CCH150-S10-C	38.1	100

All parts listed are also available in black weather resistant material (add suffix 0). Bulk package only.

J-PRO™ Cable Support System

Specifications

- Complete horizontal and vertical 1" bend radius control helps prevent degradation of cable performance
- UL 2043 and CAN/ULC S102.2 approved and are suitable for use in air handling spaces
- Durable non-metallic J Hook material provide the ability to manage and support a large number of cables

Part Number	Part Description	Material	Maximum Static Load (Kg)	Standard Pkg Quantity
Wall Mount				
JP75W-L20	J Hook for wall mount applications. One M6 mounting hole for user supplied screw	Nylon 6.6	6.81	50
JP131W-L20			11.3	50
JP2W-L20			13.61	50
JP4W-X20			13.61	10
Wall Mount with Bracket				
JP75WP-L20	J Hook for powder actuated installation on walls. One M4 mounting hole for user supplied fasteners	Nylon 6.6 J Hook with Metal Attachments	6.81	50
JP131WP-L20			11.3	50
JP2WP-L20			13.61	50
JP4WP-X20			13.61	10
Ceiling Mount				
JP75CM-L20	J Hook with ceiling mount bracket that has one M5, M6 and M10 mounting hole	Nylon 6.6 J Hook with Metal Attachments	6.81	50
JP131CM-L20			11.3	50
JP2CM-L20			13.61	50
JP4CM-X20			13.61	10

J-PRO™ Cable Support System (continued)

Part Number	Part Description	Material	Maximum Static Load (Kg)	Standard Pkg Quantity
Drop Wire and Threaded Rod Clip				
JP75DW-L20	J Hook with clip for use with #12 wire, threaded rod up to 6.4mm in diameter, or 3.2mm-6.4mm thick flanges	Nylon 6.6 J Hook with Metal Attachments	4.53	50
JP131DW-L20			4.53	50
JP2DW-L20			4.53	50
Screw-On Beam Clamps				
JP75SBC50-L20	J Hook with screw-on beam clamp for use with flanges up to 12.7mm thick	Nylon 6.6 J Hook with Metal Attachments	6.81	50
JP131SBC50-L20			11.3	50
JP2SBC50-L20			13.61	50
JP4SBC50-X20			45.37	10
JP75SBC50R-L20	J Hook with screw-on beam clamp for use with flanges up to 12.7mm thick. Rotates 360 degrees	Nylon 6.6 J Hook with Metal Attachments	6.81	50
JP131SBC50R-L20			11.3	50
JP2SBC50R-L20			13.61	50
JP4SBC50R-X20			13.61	10
JP75SBC87R-L20	J Hook with screw-on beam clamp for use with flanges up to 19.1mm thick. Rotates 360 degrees	Nylon 6.6 J Hook with Metal Attachments	6.81	50
JP131SBC87-L20			11.3	50
JP2SBC87-L20			13.61	50
JP4SBC87-X20			45.37	10
JP75SBC87R-L20	J Hook with screw-on beam clamp for use with flanges up to 19.1mm thick. Rotates 360 degrees		6.81	50
JP131SBC87R-L20			11.3	50
JP2SBC87R-L20			13.61	50
JP4SBC87R-X20			45.37	10

J-PRO™ Cable Support System (continued)

Part Number	Part Description	Material	Maximum Static Load (Kg)	Standard Pkg Quantity
Hammer-On Beam Clamps				
JP75HBC25R-L20	J Hook with hammer-on beam clamp for use with flanges 3.2mm x 6.4mm thick. Rotates 360 degrees.	Nylon 6.6 J Hook with Metal Attachments	6.81	50
JP131HBC25R-L20			11.3	50
JP2HBC25R-L20			13.1	50
JP4HBC25R-X20			13.1	10
JP75HBC50R-L20	J Hook with hammer-on beam clamp for use with flanges 7.9mm-12.7mm thick. Rotates 360 degrees.	Nylon 6.6 J Hook with Metal Attachments	6.81	50
JP131HBC50R-L20			11.3	50
JP2HBC50R-L20			13.1	50
JP4HBC50R-X20			13.1	10
JP75HBC75R-L20	J Hook with hammer-on beam clamp for use with flanges 14.3mm-19.1mm thick. Rotates 360 degrees.	Nylon 6.6 J Hook with Metal Attachments	6.81	50
JP131HBC75R-L20			11.3	50
JP2HBC75R-L20			13.1	50
JP4HBC75R-X20			13.1	10
Z-Purlin Clips				
JP75ZP-L20	J Hook with z-purlin clip for use with angled flanges up to 6.4mm thick.	Nylon 6.6 J Hook with Metal Attachments	6.81	50
JP131ZP-L20			11.3	50
JP2ZP-L20			13.1	50
JP4ZP-X20			45.37	10
C-Purlin Clips				
JP75CP-L20	J Hook with c-purlin clip for use with vertical flanges up to 6.4mm thick.	Nylon 6.6 J Hook with Metal Attachments	6.81	50
JP131CP-L20			11.3	50
JP2CP-L20			13.1	50
JP4CP-X20			45.37	10
Under Floor Pedestal Support Clamp				
JP75UF100-L20	J Hook with under floor pedestal support clamp for use with pedestal support up to 25.4mm in diameter.	Nylon 6.6 J Hook with Metal Attachments	6.81	50
JP131UF100-L20			11.3	50
JP2UF100-L20			13.1	50
JP4UF100-X20			45.37	10

PAN-STEEL™ Self-Locking Stainless Steel Cable Ties



Specifications

- Ideal for use in harsh environments
- Low threading force speeds installation time and increases efficiency for lower installed cost
- Fully rounded edges
- Type 304 and 316 stainless steel
- UL listed for air handling spaces (UL2043)

Part Number	Length (mm)	Width (mm)	Minimum Loop Tensile Strength* (N)	Tool**	Standard Pkg Quantity
AISI 304 Stainless Steel - For General Purpose Standard Cross Section					
MLT1S-CP	127	4.6	890	GS4MT	100
MLT2S-CP	201	4.6	890		100
MLT2.7S-CP	259	4.6	890		100
MLT4S-CP	363	4.6	890		100
MLT6S-CP	521	4.6	890		100
MLT8S-CP	681	4.6	890		100
Heavy Cross Section					
MLT2H-LP	301	7.9	2002	GS4MT	50
MLT4H-LP	363	7.9	2002		50
MLT6H-LP	521	7.9	2002		50
MLT8H-LP	681	7.9	2002		50
MLT10H-LP	836	7.9	2002		50

*Per SAE Standard AS23190/3 (formerly MIL).
**For information on other installation tools available, contact PANDUIT Customer Service or visit www.panduit.com.
For custom length banding products, see the full line PANDUIT Electrical Solutions Catalog, SA-ELCB03.

PAN-STEEL™ Self-Locking Stainless Steel Cable Ties (cont.)



Part Number	Length (mm)	Width (mm)	Minimum Loop Tensile Strength* (N)	Tool**	Standard Pkg Quantity
Extra-Heavy Cross Section					
MLT4EH-LP	434	13	2669	RT1HT	50
MLT6EH-LP	594	13	2669		50
MLT8EH-LP	754	13	2669		50
Super-Heavy Cross Section					
MLT4SH-LP	434	16	4004	RT1HT	50
MLT6SH-LP	594	16	4004		50
MLT8SH-LP	754	16	4004		50
AISI 316 Stainless Steel - For Superior Corrosion Resistance Standard Cross Section					
MLT1S-CP316	127	5	890	GS4MT	100
MLT2S-CP316	201	5	890		100
MLT4S-CP316	363	5	890		100
Heavy Cross Section					
MLT2H-LP316	201	8	2002	GS4MT	50
MLT4H-LP316	363	8	2002		50
MLT6H-LP316	521	8	2002		50
MLT8H-LP316	681	8	2002		50

*Per SAE Standard AS23190/3 (formerly MIL).

**For information on other installation tools available, contact PANDUIT Customer Service or visit www.panduit.com.

PAN-STEEL™ Fully Coated Stainless Steel Cable Ties

Specifications

- Polyester coated 316 grade stainless steel
- Self-locking with low thread force
- Low smoke, halogen free and UV resistant
- Temperature tolerance -40°C to 150°C

Part Number	Length (mm)	Width (mm)	Minimum Loop Tensile Strength* (N)	Tool**	Standard Pkg Quantity
Standard Cross Section					
MLTFC2S-CP316	201	5	445	GS4MT	100
MLTFC4S-CP316	363	5	445		100
MLTFC6S-CP316	521	5	445		100
MLTFC8S-CP316	681	5	445		100
Heavy Cross Section					
MLTFC2H-LP316	201	8	1112	GS4MT	50
MLTFC4H-LP316	363	8	1112		50
MLTFC6H-LP316	521	8	1112		50
MLTFC8H-LP316	681	8	1112		50
Extra-Heavy Cross Section					
MLTFC4EH-LP316	434	13	1335	RT1HT	50
MLTFC6EH-LP316	594	13	1335		50
MLTFC8EH-LP316	754	13	1335		50
Super-Heavy Cross Section					
MLTFC4SH-LP316	343	16	2002	RT1HT	50
MLTFC6SH-LP316	594	16	2002		50
MLTFC8SH-LP316	754	16	2002		50

*Per SAE Standard AS23190/3 (formerly MIL).

**For information on other installation tools available, contact PANDUIT Customer Service or visit www.panduit.com.

Installation Tools for Stainless Steel Cable Ties



Specifications

- Side entry of cable ties into the tools for quick and easy installation
- Automatic tension and cut-off capabilities
- High reliability, low maintenance, long life

Part Number	Part Description	Standard Pkg Quantity
GS4MT	Used with standard and heavy cross section *PAN-STEEL*™ type MLT and MLTFC ties	1
RT1HT	Used with extra-heavy and super-heavy cross section *PAN-STEEL*™ type MLT and MLTFC ties	1

Stainless Steel Marker Plates

Specifications

- Identify pipes, conduit, valves, cables and equipment in harsh environments
- All marker plates/tags can be custom marked by PANDUIT with one of two computer controlled systems (laser or embosser) to provide permanent identification to resist corrosion, abrasion and radiation. See on-site marking tools on pages 17:36 - 17:37
- Used with PANDUIT *PAN-STEEL*™ MLT-S Series Stainless Steel Cable Ties

Part Number	Plate/Tag Size		Material	Standard Pkg Quantity
	Width (mm)	Length (mm)		
MMP350-C	19.1	89	304 Stainless Steel	100
MMP350-C316	19.1	89	316 Stainless Steel	100
MMP350W38-C	9.7	89	304 Stainless Steel	100
MMP350W38-C316	9.7	89	316 Stainless Steel	100

Metal Embossing Tool and Tape System

Specifications

- Provides creation of custom length identification with *PAN-STEEL*™ Marker Plates and Tags, quickly and easily
- Embosses 4.77mm characters onto rolls of stainless steel or aluminium tape

Part Number	Part Description	Standard Pkg Quantity
Tool Kit		
MEHT	Includes tool, carrying case, one roll each META (aluminium) and METS4 (stainless steel) tape. Characters include: A B C D E F G H I J K L M N O P Q R S T U V W X Y Z 1 2 3 4 5 6 7 8 9	1
Tape		
META-X	12.7mm x 4.9m aluminium tape*	10
METS3-X	12.7mm x 6.4m grade stainless steel tape	10
METS4-X	12.7mm x 6.4m grade stainless steel tape	10

*Aluminium ties are recommended for use with aluminium tape to prevent galvanic reaction (corrosion that can occur between stainless steel and aluminium in certain environments).

Metal Indenting Machine



Specifications

- Provides quick, easy and permanent identification of *PAN-STEEL*™ Stainless Steel Cable Ties, Straps, Marker Plates and Tags
- Automatic table indexing advances material forward for convenience and improved productivity

Part Number	Part Description	Standard Pkg Quantity
MIM094	Indenting machine with 2.38mm character wheel*	1
MIM125	Indenting machine with 3.18mm character wheel*	1
MIM187	Indenting machine with 4.77mm character wheel*	1

*Characters include: A B C D E F G H I J K L M N O P Q R S T U V W X Y Z 1 2 3 4 5 6 7 8 9 . /.

Stainless Steel PES Machine



Specifications

- Easily moved from jobsite to jobsite to deliver a permanent identification solution where it's needed, when it's needed
- Creates raised characters on stainless steel and aluminium marker plates, to deliver maximum visibility for medium to high volume applications that are exposed to dirt and paint
- Easy loading hopper allows for easy stacking of up to 200 plates, saving time and money

Part Number	Part Description	Standard Pkg Quantity
PES197/E	Portable embossing system	1

PANELMAX™ Corner Wiring Duct





Specifications

- Angled 4-sided base design fits in the unused space in the vertical corner of enclosures and provides up to 5 ft.^{2} of additional sub-panel space for mounting control components or up to 20% space savings in enclosure footprint area
- Quick mount clips require minimal hardware for reduced installation time; once installed the base is easily snapped into place on the clips
- Compatible with standard wiring duct and cover providing consistent, neat appearance when used with PANDUIT 76.2mm and 101.6mm height wiring duct. *PANELMAX*™ Corner Wiring Duct uses standard PANDUIT 50.8mm wiring duct cover for simplicity in ordering

Part Number	Duct Size W x H (mm)	Cover Part Number	Length (m)	Standard Ctn Quantity
***PANELMAX*™ Corner Wiring Duct**				
CWD3LG6	111.8 x 90.7	C2LG6	1.8	24
CWD4LG6	135.3 x 115.7	C2LG6	1.8	24
CWD3WH6	111.8 x 90.7	C2WH6	1.8	24
CWD4WH6	135.3 x 115.7	C2WH6	1.8	24

Part Number	Part Description	Fastener Size	Standard Pkg Quantity
Quick Mount Clips			
CDCLP3	Quick mounting clip for installing CWD3 corner wiring duct	#10-32 x 1/4 (user supplied)	16
CDCLP4	Quick mounting clip for installing CWD4 corner wiring duct		16

Order Standard.
Carton Quantity.
Base and cover sold separately.

PANDUCT™ Type H - Hinged Cover Wiring Duct



Specifications

- Material: Lead-free PVC
- UL Recognised continuous use temperature: 50°C
- UL94 flammability rating of V-0

Part Number	Duct Size W x H (mm)	Cover Part Number	Length (m)	Standard Ctn Quantity
H1.5X2LG6	44.5 x 50.3	HC1.5LG6	1.8	120
H1.5X3LG6	44.5 x 77.7	HC1.5LG6	1.8	120
H2X2LG6	55.1 x 50.3	HC2LG6	1.8	120
H2X3LG6	55.1 x 77.7	HC2LG6	1.8	60
H2X4LG6	55.1 x 104.1	HC2LG6	1.8	60
H3X3LG6	82.6 x 77.7	HC3LG6	1.8	60
H3X4LG6	82.6 x 104.1	HC3LG6	1.8	60
H4X4LG6	108.0 x 104.1	HC4LG6	1.8	60

For other colours replace LG (Light Grey) with BL (Black) or WH (White).
Order Standard Carton Quantity.
Base and cover sold separately.

PANDUCT™ Type HS - Hinged Cover Solid Wall Raceway



Specifications

- Material: Lead-free PVC
- UL Recognised continuous use temperature: 50°C
- UL94 flammability rating of V-0

Part Number	Duct Size W x H (mm)	Cover Part Number	Length (m)	Standard Pkg Quantity
HS1.5X2LG6NM	44.5 x 50.3	HC1.5LG6	1.8	120
HS1.5X3LG6NM	44.5 x 77.7	HC1.5LG6	1.8	60
HS2X2LG6NM	55.1 x 50.3	HC2LG6	1.8	120
HS2X3LG6NM	55.1 x 77.7	HC2LG6	1.8	60
HS2X4LG6NM	55.1 x 104.1	HC2LG6	1.8	60
HS3X3LG6NM	82.6 x 77.7	HC3LG6	1.8	60
HS3X4LG6NM	82.6 x 104.1	HC3LG6	1.8	60
HS4X4LG6NM	108.0 x 104.1	HC4LG6	1.8	60

Order number of Standard Carton Quantity.
Base and cover sold separately.

PANDUCT™ Type G - Wide Slot Wiring Duct



Specifications

- Material: Lead-free PVC
- UL Recognised continuous use temperature: 50°C
- UL94 flammability rating of V-0

Part Number	Duct Size W x H (mm)	Slot Width (mm)	Cover Part Number	Length (m)	Standard Pkg Quantity
G.5X.5LG6	17.5 x 15.2	9.7	C.5LG6	1.8	120
G.5X1LG6	17.5 x 26.9	7.9	C.5LG6	1.8	120
G.5X2LG6	17.5 x 51.6	7.9	C.5LG6	1.8	120
G.5X4LG6	17.5 x 104.1	7.9	C.5LG6	1.8	60
G.75X.75LG6	23.6 x 20.8	7.9	C.75LG6	1.8	120
G.75X1LG6	23.6 x 26.9	7.9	C.75LG6	1.8	120
G.75X1.5LG6	23.6 x 39.9	7.9	C.75LG6	1.8	120
G.75X2LG6	23.6 x 51.7	7.9	C.75LG6	1.8	120
G1X1LG6	32.0 x 28.4	7.9	C1LG6	1.8	120
G1X1.5LG6	32.0 x 41.1	7.9	C1LG6	1.8	120
G1X2LG6	32.0 x 53.8	7.9	C1LG6	1.8	120
G1X3LG6	32.0 x 79.2	7.9	C1LG6	1.8	120
G1X4LG6	32.0 x 104.1	7.9	C1LG6	1.8	60
G1.5X1LG6	44.5 x 28.4	7.9	C1.5LG6	1.8	120
G1.5X1.5LG6	44.5 x 41.1	7.9	C1.5LG6	1.8	120
G1.5X2LG6	44.5 x 53.8	7.9	C1.5LG6	1.8	120
G1.5X3LG6	44.5 x 79.2	7.9	C1.5LG6	1.8	120
G1.5X4LG6	44.5 x 104.1	7.9	C1.5LG6	1.8	60
G2X1LG6	57.2 x 28.4	7.9	C2LG6	1.8	120
G2X1.5LG6	57.2 x 41.1	7.9	C2LG6	1.8	120
G2X2LG6	57.2 x 53.8	7.9	C2LG6	1.8	120
G2X3LG6	57.2 x 79.2	7.9	C2LG6	1.8	60
G2X4LG6	57.2 x 104.1	7.9	C2LG6	1.8	60
G2X5LG6	57.2 x 129.5	9.7	C2LG6	1.8	60
G2.5X3LG6	69.9 x 79.2	7.9	C2.5LG6	1.8	120
G3X1LG6	82.6 x 28.4	7.9	C3LG6	1.8	120
G3X2LG6	82.6 x 53.8	7.9	C3LG6	1.8	120
G3X3LG6	82.6 x 79.2	7.9	C3LG6	1.8	60
G3X4LG6	82.6 x 104.1	7.9	C3LG6	1.8	60
G3X5LG6	82.6 x 129.5	9.7	C3LG6	1.8	60
G4X1.5LG6	108.0 x 41.1	7.9	C4LG6	1.8	120
G4X2LG6	108.0 x 53.8	7.9	C4LG6	1.8	60
G4X3LG6	108.0 x 79.2	7.9	C4LG6	1.8	60
G4X4LG6	108.0 x 104.1	7.9	C4LG6	1.8	60
G4X5LG6	108.0 x 129.5	9.7	C4LG6	1.8	60
G6X4LG6	158.8 x 105.4	7.9	C6LG6	1.8	60

Colour Shown - LG (Light Grey).
Selected sizes also available in WH (White) and BL (Black).
Order number of Standard Carton Quantity.

PANDUCT™ Type F - Narrow Slot Wiring Duct



Specifications

- Material: Lead-free PVC
- UL Recognised continuous use temperature: 50°C
- UL94 flammability rating of V-0

Part Number	Duct Size W x H (mm)	Slot Width (mm)	Cover Part Number	Length (m)	Standard Ctn Quantity
F.5X.5LG6	17.5 x 15.2	5.0	C.5LG6	1.8	120
F.5X1LG6	17.5 x 26.9	5.0	C.5LG6	1.8	120
F.75X.75LG6	23.6 x 20.9	5.0	C.75LG6	1.8	120
F.75X1.5LG6	23.6 x 39.9	5.0	C.75LG6	1.8	120
F1X1LG6	32.0 x 28.7	5.0	C1LG6	1.8	120
F1X1.5LG6	32.0 x 41.1	5.0	C1LG6	1.8	120
F1X2LG6	32.0 x 53.8	5.0	C1LG6	1.8	120
F1X3LG6	32.0 x 79.2	5.0	C1LG6	1.8	120
F1X4LG6	32.0 x 104.1	5.0	C1LG6	1.8	60
F1.5X1LG6	44.5 x 28.4	5.0	C1.5LG6	1.8	120
F1.5X1.5LG6	44.5 x 41.1	5.0	C1.5LG6	1.8	120
F1.5X2LG6	44.5 x 53.8	5.0	C1.5LG6	1.8	120
F1.5X3LG6	44.5 x 79.2	5.0	C1.5LG6	1.8	120
F1.5X4LG6	44.5 x 104.1	5.0	C1.5LG6	1.8	60
F2X1LG6	57.2 x 28.4	5.0	C2LG6	1.8	120
F2X1.5LG6	57.2 x 41.1	5.0	C2LG6	1.8	120
F2X2LG6	57.2 x 53.8	5.0	C2LG6	1.8	120
F2X3LG6	57.2 x 79.2	5.0	C2LG6	1.8	60
F2X4LG6	57.2 x 104.1	5.0	C2LG6	1.8	60
F2X5LG6	57.2 x 129.5	5.0	C2LG6	1.8	60
F3X1LG6	82.6 x 28.4	5.0	C3LG6	1.8	120
F3X2LG6	82.6 x 53.8	5.0	C3LG6	1.8	120
F3X3LG6	82.6 x 79.2	5.0	C3LG6	1.8	60
F3X4LG6	82.6 x 104.1	5.0	C3LG6	1.8	60
F3X5LG6	82.6 x 129.5	5.0	C3LG6	1.8	60
F4X2LG6	108.0 x 53.8	5.0	C4LG6	1.8	60
F4X3LG6	108.0 x 79.2	5.0	C4LG6	1.8	60
F4X4LG6	108.0 x 129.5	5.0	C4LG6	1.8	60
F4X5LG6	108.0 x 104.1	5.0	C4LG6	1.8	60

For white colour replace LG (Light Grey) with WH (White).
Order number of Standard Carton Quantity.

PANDUCT™ Type FS - Solid Wall Raceway



Specifications

- Material: Lead-free PVC
- UL Recognised continuous use temperature: 50°C
- UL94 flammability rating of V-0

Part Number	Duct Size W x H (mm)	Cover Part Number	Length (m)	Standard Ctn Quantity
FS.5X.5LG6NM	17.5 x 15.2	C.5LG6	1.8	120
FS.5X1LG6NM	17.5 x 26.9	C.5LG6	1.8	120
FS.75X.75LG6NM	23.6 x 20.8	C.75LG6	1.8	120
FS1X1LG6NM	32.0 x 28.4	C1LG6	1.8	120
FS1X1.5LG6NM	32.0 x 41.1	C1LG6	1.8	120
FS1X2LG6NM	32.0 x 53.8	C1LG6	1.8	120
FS1X3LG6NM	32.0 x 79.2	C1LG6	1.8	120
FS1X4LG6NM	32.0 x 104.1	C1LG6	1.8	60
FS1.5X1LG6NM	44.5 x 28.4	C1.5LG6	1.8	60
FS1.5X1.5LG6NM	44.5 x 41.1	C1.5LG6	1.8	60
FS1.5X2LG6NM	44.5 x 53.8	C1.5LG6	1.8	60
FS1.5X3LG6NM	44.5 x 79.2	C1.5LG6	1.8	60
FS2X1LG6NM	57.2 x 28.4	C2LG6	1.8	120
FS2X1.5LG6NM	57.2 x 41.1	C2LG6	1.8	120
FS2X2LG6NM	57.2 x 53.8	C2LG6	1.8	120
FS2X3LG6NM	57.2 x 79.2	C2LG6	1.8	60
FS3X1LG6NM	82.6 x 28.4	C3LG6	1.8	120
FS3X2LG6NM	82.6 x 53.8	C3LG6	1.8	120
FS3X3LG6NM	82.6 x 79.2	C3LG6	1.8	60
FS3X4LG6NM	82.6 x 104.1	C3LG6	1.8	60
FS3X5LG6NM	82.6 x 129.5	C3LG6	1.8	60
FS4X2LG6NM	108.0 x 53.8	C4LG6	1.8	60
FS4X3LG6NM	108.0 x 79.2	C4LG6	1.8	60
FS4X4LG6NM	108.0 x 104.1	C4LG6	1.8	60
FS4X5LG6NM	108.0 x 129.5	C4LG6	1.8	60
FS6X4LG6NM	158.8 x 105.4	C6LG6	1.8	60

For other colours replace LG (Light Grey) with WH (White) or BL (Black), available in selected sizes.
Order number of Standard Carton Quantity.

PANDUCT™ Type FL - Flexible Wiring Duct



Specifications

- Material: Flexible Polypropylene
- UL Recognised continuous use temperature: 65°C
- UL94 flammability rating of V-2

Part Number	Duct Size W x H (mm)	Length (mm)	Standard Ctn Quantity
FL12X12LG-A	0.49 x 0.49	19.7	112
FL25X25LG-A	0.98 x 0.98	19.7	70
FL50X50LG-A	1.97 x 1.97	19.7	32

Available in LG (RAL 7040 Light Grey) colour only.

PANDUCT™ Installation Tools



Specifications

- DCT easily cuts any *PANDUCT*™ Duct and Cover
- DNT-100 notches duct sidewalls to bottom scoreline for tees and corner junctions
- TNR installs PANDUIT Nylon Rivets (NR1) quickly and easily

Part Number	Part Description	Standard Pkg Quantity
Duct Cutting Tool (For use with all duct/raceway types)		
DCT	Hand held duct cutting tool	1
Duct Cutting Tool (For use with all duct/raceway types)		
DNT-100	Hand held sidewall notching tool	1
Nylon Rivet Installation Tool		
TNR	Hand held nylon rivet installation tool	1
Nylon Rivets		
NR1-C	Nylon rivet for use with TNR rivet tool	100

Always use approved safety goggles when using any tools.


Panduit
PANDUIT
ANIXTER

HSTT Heat Shrink 1.2m Pieces



Specifications

- 2 to 1 shrink ratio
- 600 V, 135°C Max
- Meets MIL-DTL-23053/5 Class 1 or 2

Part Number	Minimum Expanded I.D. (mm)	Maximum Recovered I.D. (mm)	Nominal Recovered Wall Thickness (mm)	Standard Pkg Quantity
HSTT05-48-Q	1.17	0.6	0.41	25
HSTT06-48-Q	1.60	0.8	0.43	25
HSTT09-48-Q	2.36	1.2	0.51	25
HSTT12-48-Q	3.18	1.6	0.51	25
HSTT19-48-Q	4.75	2.4	0.51	25
HSTT25-48-Q	6.35	3.2	0.64	25
HSTT38-48-Q	9.53	4.7	0.64	25
HSTT50-48-Q	12.70	6.4	0.64	25
HSTT75-48-5	19.05	9.5	0.76	5
HSTT100-48-5	25.40	12.7	0.89	5
HSTT150-48-5	38.10	19.1	1.02	5
HSTT200-48-5	50.80	25.4	1.14	5
HSTT300-48-2	76.20	38.1	1.27	2
HSTT400-48-2	101.60	50.8	1.40	2

HSTTV Heat Shrink 1.2m Pieces



Specifications

- Meets VW-1 Flame Rating
- Meets MIL-DTL-23053/5 Class 3
- 600 V, 125°C Max.

Part Number	Minimum Expanded I.D. (mm)	Maximum Recovered I.D. (mm)	Nominal Recovered Wall Thickness (mm)	Standard Pkg Quantity
HSTTV05-48-Q	1.17	0.6	0.41	25
HSTTV06-48-Q	1.60	0.8	0.43	25
HSTTV09-48-Q	2.36	1.2	0.51	25
HSTTV12-48-Q	3.18	1.6	0.51	25
HSTTV19-48-Q	4.75	2.4	0.51	25
HSTTV25-48-Q	6.35	3.2	0.64	25
HSTTV38-48-Q	9.35	4.7	0.64	25
HSTTV50-48-Q	12.70	6.4	0.64	25
HSTTV75-48-5	19	9.5	0.8	5
HSTTV100-48-5	25.4	12.7	0.9	5

HSTTVA Heat Shrink 1.2m Pieces



Specifications

- Adhesive inner lining seals and protects components from moisture and corrosion
- Available in flexible or semi-rigid

Part Number	Minimum Expanded I.D. (mm)	Maximum Recovered I.D. (mm)	Nominal Recovered Wall Thickness (mm)	Standard Pkg Quantity
Flexible (2:1) MIL-DTL-23053/4 CLASS 2				
HSTTVA12-48-Q	3.18	1.6	0.51	25
HSTTVA19-48-Q	4.75	2.4	0.56	25
HSTTVA25-48-Q	6.35	3.2	0.76	25
HSTTVA38-48-Q	9.53	4.7	0.79	25
HSTTVA50-48-5	12.70	6.4	0.81	5
HSTTVA75-48-5	19.05	9.5	0.94	5
HSTTVA100-48-5	25.40	12.7	1.17	5
HSTTVA150-48-5	38.10	19.1	1.24	5
Flexible (3:1) MIL-DTL-23053/4 CLASS 3				
HSTTA19-48-Q	4.75	1.6	1.02	25
HSTTA25-48-Q	6.35	2.0	1.02	25
HSTTA38-48-Q	9.53	3.0	1.40	25
HSTTA50-48-5	12.70	4.1	1.78	5
HSTTA75-48-5	19.70	6.4	2.16	5
HSTTA100-48-5	25.40	8.1	2.54	5
HSTTA150-48-5	38.10	13.0	2.54	5
Semi-Rigid (2.5:1) MIL-DTL-25053/4 CLASS 1				
HSTTRA12-48-Q	3.18	0.6	0.97	25
HSTTRA19-48-Q	4.75	1.5	1.09	25
HSTTRA25-48-Q	6.35	2.0	1.19	25
HSTTRA38-48-Q	9.53	3.4	1.27	25
HSTTRA50-48-5	12.70	5.0	1.50	5
HSTTRA75-48-5	19.05	8.0	1.65	5
HSTTRA100-48-5	25.40	10.2	1.91	5

Thick Wall Polyolefin Heat Shrink

Specifications

- 3 to 1 ratio reduces inventory to 6 sizes for entire range #12 AWG thru 1250 MCM; shrink temp. 121°C
- 500 V, 110°C Max.
- Tubing suitable for direct burial according to UL 486D

Part Number	Minimum Expanded I.D. (m)	Maximum Recovered I.D. (m)	Nominal Recovered Wall Thickness (m)	Length (m)	Standard Pkg Quantity
HST0.4-3-Q	10.2	3.8	2.3	76.2	25
HST0.4-6-3				152.4	3
HST0.4-6-X				152.4	10
HST0.4-48-5				1219.2	5
HST0.8-6-3	20.3	6.6	2.8	152.4	3
HST0.8-6-X				152.4	10
HST0.8-9-X				228.6	10
HST0.8-12-5				304.8	5
HST0.8-48-5				1219.2	5
HST1.1-6-3	27.9	9.4	3.0	76.2	3
HST1.1-6-X				254	10
HST1.1-9-2				50.8	2
HST1.1-9-X2				254	10
HST1.1-12-5				127	5
HST1.1-48-5				127	5
HST1.5-9-X	38.1	12.7	4.3	228.6	10
HST1.5-12-1				304.8	1
HST1.5-12-5				304.8	5
HST1.5-48-5				1219.25	5
HST2.0-9-5	50.8	17	4.3	228.6	5
HST2.0-12-2				304.8	2
HST2.0-48-2				1219.2	2
HST3.0-12-2	76.2	25.4	4.3	304.8	2
HST3.0-48-2				1219.2	2

Heat Shrink End Caps



Specifications

- Applications include insulating, protecting, bundling and identifying wires and cables
- Adhesive lined inner wall seals and provides excellent protection against moisture

Part Number	Minimum Expanded I.D. (mm)	Maximum Recovered I.D. (mm)	Nominal Recovered Wall Thickness (mm)	Cap Length (mm)	Standard Pkg Quantity
HSEC0.5-X	11.9	4.6	2.5	35.6	10
HSEC0.8-X	20.1	7.6	2.5	53.3	10
HSEC1.0-X	25.9	11.4	2.5	81.3	10
HSEC1.5-5	40.1	17.3	2.8	96.5	5
HSEC2.0-5	57.2	22.1	3.8	139.7	5
HSEC4.0-2	105.2	45.2	3.8	175.3	2
HSECFR0.5-X	13.0	4.1	2.3	76.2	10
HSECFR0.8-X	19.1	6.1	2.3	88.9	10
HSECFR1.0-X	27.9	8.9	3.0	101.3	10
HSECFR1.5-5	38.1	11.9	4.1	114.3	5
HSECFR2.0-5	50.8	16.0	4.1	114.3	5

Duct Seal - Sealing Compounds

Specifications

- Seals irregular openings from air, dust, or water
- Non-hardening sealant that adheres to metal, masonry, wood or plastic
- Meets the requirements of UL 514A (paragraph 27.15) - electrical outlet box cover water seal

Part Number	Material	Weight	Temperature Range	Standard Pkg Quantity
DS1	Oil Based Compound	0.45Kg	-34°C - 88°C	1
DS5	Oil Based Compound	2.3Kg	-34°C - 88°C	1

Spiral Wrap



Specifications

- Harness multiple cables into a single manageable bundle
- Allows breakouts of single/multiple cables
- Provides protection for cables

Part Number	Colour	Outside Diameter (mm)	Bundle Diameter Range (mm)	Standard Pkg Quantity*
Polyethylene				
T12F-C	Natural	3.0	1.6-12.7	1
T25F-C	Natural	6.4	4.8-50.4	1
T25F-C3Y	Orange	6.4	4.8-50.4	1
T25F-C4Y	Yellow	6.4	4.8-50.4	1
T38F-C	Natural	9.7	7.9-76.2	1
T50F-C	Natural	12.7	9.5-101.6	1
T50F-C3Y	Orange	12.7	9.5-101.6	1
T50F-C4Y	Yellow	12.7	9.5-101.6	1
T62F-C	Natural	15.7	12.7-114.3	1
T75F-C	Natural	19.1	15.9-127.0	1
T100F-C	Natural	25.4	22.2-152.4	1
UL94V-0 Flame Retardant Polyethylene**				
T12FR-C	Natural	3.0	1.6-12.7	1
T25FR-C	Natural	6.4	4.8-50.4	1
T25FR-C20	Black	6.4	4.8-50.4	1
T38FR-C	Natural	9.7	7.9-76.2	1
T50FR-C	Natural	12.7	9.5-101.6	1
T50FR-C20	Black	12.7	9.5-101.6	1
T62FR-C	Natural	15.7	12.7-114.3	1
T75FR-C	Natural	19.1	15.9-127.0	1
T100FR-C	Natural	25.4	22.2-152.4	1

*Order number of reels required.
**Flame retardant products are manufactured from a material that is rated UL94V-0.

Spiral Wrap (continued)



Part Number	Colour	Outside Diameter (mm)	Bundle Diameter Range (mm)	Standard Pkg Quantity*
Nylon				
T12N-C	Natural	3.0	1.6-12.7	1
T25N-C	Natural	6.4	4.8-50.4	1
T25N-C0	Black	6.4	4.8-50.4	1
T38N-C	Natural	9.7	7.9-76.2	1
T50N-C	Natural	12.7	9.5-101.6	1
T50N-C0	Black	12.7	9.5-101.6	1
T62N-C	Natural	15.7	9.5-101.6	1
T75N-C	Natural	19.1	15.9-127.0	1
T100N-C	Natural	25.4	22.2-152.4	1
Teflon				
T12T-C	Natural	3.0	1.6-12.7	1
T25T-L	Natural	6.4	4.8-50.4	1
T50T-Q	Natural	12.7	9.5-101.6	1
T75T-X	Natural	19.1	15.9-127.0	1
T100T-X	Natural	25.4	22.2-152.4	1

*Order number of reels required.

PAN-WRAP™ Split Harness Wrap

Specifications

- Patented slot pattern provides improved flexibility and abrasion protection in any application
- Unique wall design provides for easy cable breakouts
- Innovative design maintains uniform bundle protection in dynamic applications

Part Number**	Colour	Maximum Bundle Diameter (mm)	Minimum Bundle Diameter (mm)‡	Nominal I.D. (mm)	Std Pkg Quantity*
PW50F-T20	Black	14	10.9	12.7	1
PW50F-T	Natural	14	10.9	12.7	1
PW50FR-T	Natural	14	10.9	12.7	1
PW50FR-T20	Black	14	10.9	12.7	1
PW75F-C20	Black	21	14.0	19.05	1
PW75F-C	Natural	21	14.0	19.05	1
PW75FR-C	Natural	21	14.0	19.05	1
PW75FR-C20	Black	21	14.0	19.05	1
PW100F-C	Natural	29	20.6	25.4	1
PW100F-C20	Black	29	20.6	25.4	1
PW100FR-C	Natural	29	20.6	25.4	1
PW100FR-C20	Black	29	20.6	25.4	1
PW150F-L	Natural	41	28.7	38.1	1
PW150F-L20	Black	41	28.7	38.1	1
PW150FR-L	Natural	41	28.7	38.1	1
PW150FR-L20	Black	41	28.7	38.1	1

‡Diameter can be further reduced with the use of cable ties.
*Order number of reels required. **Flame retardant products are manufactured from a material that is rated UL94V-0.

PAN-WRAP™ Installation Tools



Specifications

- Patented installation tool with 180° opening allows easy loading of maximum bundle diameters to speed installation, providing the lowest installed cost

Part Number	Colour	For Use With	Std Pkg Quantity**
PWT50	White	PW50F-	1
PWT75	White	PW75F-	1
PWT100	White	PW100F-	1
PWT150	White	PW150F-	1

Corrugated Loom Tubing



Specifications

- Contains and organises loose and bundled wiring harnesses
- Slit product available for easy insertion and removal of wires
- Material: Polyethylene

Part Number	Colour	Inside Diameter (mm)	Outside Diameter (mm)	Standard Pkg Quantity*
Slit				
CLT25F-C3	Orange	6.9	9.9	1
CLT25F-C20	Black	6.9	9.9	1
CLT38F-C3	Orange	10.4	14.2	1
CLT38F-C20	Black	10.4	14.2	1
CLT50F-C3	Orange	13.0	17.0	1
CLT50F-C20	Black	13.0	17.0	1
CLT75F-C3	Orange	19.3	23.9	1
CLT75F-C20	Black	19.3	23.9	1
CLT100F-C3	Orange	23.4	27.7	1
CLT100F-C20	Black	23.4	27.7	1
CLT125F-L3	Orange	32.8	38.1	1
CLT125F-L4	Yellow	32.8	38.1	1
CLT125F-L20	Black	32.8	38.1	1
CLT150F-X3	Orange	39.4	47.2	1
CLT150F-X4	Yellow	39.4	47.2	1
CLT150F-X20	Black	39.4	47.2	1
CLT188F-X3	Orange	47.8	55.1	1
CLT188F-X4	Yellow	47.8	55.1	1
CLT188F-X20	Black	47.8	55.1	1
Solid				
CLTS25F-C3	Orange	7.1	9.9	1
CLTS25F-C	Black	7.1	9.9	1
CLTS38F-C3	Orange	10.7	14.2	1
CLTS38F-C	Black	10.7	14.2	1
CLTS50F-C3	Orange	13.0	17.0	1
CLTS50F-C	Black	13.0	17.0	1
CLTS75F-C3	Orange	19.3	23.9	1
CLTS75F-C	Black	19.3	23.9	1
CLTS100F-C3	Orange	23.4	27.7	1
CLTS100F-C	Black	23.4	27.7	1
CLTS125F-L3	Orange	32.8	38.1	1
CLTS125F-L	Black	32.8	38.1	1
CLTS150F-D3	Orange	37.8	43.9	1

*Reel packaging may contain splices. Contact Customer Service for further information.

Grommet Edging



Specifications

- Eliminates abrasion of wire insulation as it passes over sharp edges
- For indoor use only

Part Number**	Panel Thickness Range	Colour	Length (m)	Standard Pkg Quantity*
Natural Polyethlene - Slotted Wall				
GEE36F-C	0.7-0.9	Natural	30.5	1
GEE62F-C	0.9-1.6			1
GEE99F-C	1.6-2.5			1
GEE144F-C	2.5-3.7			1
Natural Polyethylene - Solid Wall				
GES36F-C	0.7-0.9	Natural	30.5	1
GES62F-C	0.9-1.6			1
GES99F-C	1.6-2.5			1
GES144F-C	2.5-3.7			1
Natural Polyethylene with Adhesive - Slotted Wall				
GEE62F-A-C	0.9-1.6	Natural	30.5	1
GEE99F-A-C	1.6-2.5			1
GEE144F-A-C	2.5-3.7			1
Natural Polyethylene with Adhesive - Solid Wall				
GES62F-A-C	0.9-1.6	Natural	30.5	1
GES99F-A-C	1.6-2.5			1
GES144F-A-C	2.5-3.7			1
Flame Retardant Polyethlene - Slotted Wall				
GEE36FR-C	0.7-0.9	Natural	30.5	1
GEE62FR-C	0.9-1.6			1
GEE99FR-C	1.6-2.5			1
GEE144FR-C	2.5-3.7			1
Flame Retardant Polyethlene - Solid Wall				
GES36FR-C	0.7-0.9	Natural	30.5	1
GES62FR-C	0.9-1.6			1
GES99FR-C	1.6-2.5			1
GES144FR-C	2.5-3.7			1

*Order number of reels required.
**Flame retardant products are manufactured from a material that is rated UL94V-0.

Grommet Edging (continued)



Part Number**	Panel Thickness Range	Colour	Length (m)	Standard Pkg Quantity*
Nylon 6.6 - Slotted Wall				
GEE47N-C	1.0-1.4	Natural	30.5	1
GEE55N-C	1.2-1.6			1
GEE71N-C	1.6-2.0			1
GEE98N-C	2.3-2.7			1
GEE134N-C	3.2-3.6			1
Nylon 6.6 (MIL Spec 21266) - Slotted Wall				
GE52-C	0.4-1.3	Natural	323.9	100
GE85-C	1.3-2.2			100
GE128-C	2.2-3.3			100
GE255-L	4.9-6.5			50
GE318-L	6.5-8.1			50
GE380-Q	8.1-9.7			25
GE510-Q	9.7-13.0			25

*Order number of reels required.
**Flame retardant products are manufactured from a material that is rated UL94V-0.

Braided Expandable Sleeving - Polyethylene Terephthalate (PET)



Specifications

- Provides continuous abrasion resistance for wires, cables and tubing
- Lightweight durable protection
- For indoor use only

Part Number**	Nominal I.D. (mm)	Nominal Diameter Range (mm)	Std Pkg Quantity
SE12P-TR0	3.0	2.4-6.4	1
SE25P-TR0	6.4	3.2-9.5	1
SE38P-TR0	9.7	4.7-15.9	1
SE50P-CR0	12.7	6.4-19.1	1
SE75P-CR0	19.1	12.7-31.8	1
SE125P-LR0	31.8	19.1-38.1	1
SE150P-LR0	38.1	25.4-57.2	1
SE12PFR-TR0	3.0	2.4-6.4	1
SE25PFR-TR0	6.4	3.2-9.5	1
SE38PFR-TR0	9.7	4.7-15.9	1
SE50PFR-CR0	12.7	6.4-19.1	1
SE75PFR-CR0	19.1	12.7-31.8	1
SE125PFR-LR0	31.8	19.1-38.1	1
SE150PFR-LR0	38.1	25.4-57.2	1

**Flame retardant products are manufactured from a material that is rated UL94V-0.

Fray-Resistant Braided Expandable Sleeving

Specifications

- Fray-resistant design resists fraying when cut with scissors
- Provides continuous abrasion protection resistance for wires, cables and tubing
- For indoor use only

Part Number	Nominal I.D. (mm)	Nominal Diameter Range (mm)	Std Pkg Quantity
SE12PSC-TR0	3.0	2.4-6.4	1
SE25PSC-TR0	6.4	3.2-9.5	1
SE38PSC-TR0	9.7	4.7-15.9	1
SE50PSC-CR0	12.7	6.4-19.1	1
SE75PSC-CR0	19.1	12.7-31.8	1
SE125PSC-LR0	31.8	19.1-38.1	1
SE150PSC-LR0	38.1	25.4-57.2	1

EASY-MARK™ Labelling Software

Specifications

- Simplifies label creation for the specific needs of your applications
- Intuitive interview process allows automatic generation of compliant labels and signs
- Software selects and formats the optimum label for your specific project
- WYSIWYG (What You See Is What You Get) user interface, alpha/numeric serialisation, data import, symbol import

System Requirements:

- WINDOWS ^ 2000, NT4.x or XP; 64 MB hard drive space and 64 MB RAM (256 MB RAM recommended).

Part Number	Part Description	Standard Pkg Quantity
PROG-EMCD3	*EASY-MARK*™ Labelling Software, supplied on CD-ROM	1

^ WINDOWS is a registered trademark of Microsoft Corp. in the United States and/or other countries.

PANTHER™ LS8E Hand-Held Thermal Transfer Printer and Accessories

LS8E-KIT

LS8E

Specifications

- Cut-to-length functionality eliminates label waste and label trimming labour
- Partial cut feature available to provide tear-apart strips of labels
- Prints self-laminating labels, heat shrink tubing, die-cut component labels and continuous tape
- USB interface for importing data, system upgrades and printing from a wireless laptop or desktop computer

Part Number	Part Description	Standard Pkg Quantity
LS8E-KIT	Includes LS8E printer, 1 cassette of S100X150VAC self-laminating labels, 6 AA alkaline batteries, rigid carrying case, LS8-PCKIT, LS8-IB, LS8-WS and quick reference card	1
LS8E	Includes LS8E printer, 1 cassette of S100X150VAC self-laminating labels, 6 AA alkaline batteries and quick reference card	1
LS8-CASE	Rigid carrying case	1
LS8-PCKIT	Includes USB cable and PC interface software for importing data, system upgrades or printing from a wireless laptop or desktop computer	1
LS8-IB	Protective impact bumper	1
LS8-WS	Wrist strap	1
LS8-CLN	Cleaning kit	1

Now also available in QWERTY versions.

PANTHER™ LS8E Self-Laminating Label Cassettes

Specifications

- Labels offer crisp, clear legends with superior legibility
- Self-laminating labels for wire/cable labelling include a coloured print-on area and clear overlaminate to protect the legend for clear and durable identification
- Labels are available in a large range of wire/cable sizes

Part Number	Part Description	Standard Pkg Quantity
S050X075VAC	12.7mm wide x 19.1mm length x 6.4mm white print-on height, vinyl label. For use with wire outside diameters ranging from 2.0mm - 4.1mm, 450/cassette	1
S050X125VAC	12.7mm wide x 31.8mm length x 9.7mm white print-on height, vinyl label. For use with wire outside diameters ranging from 3.0mm - 7.1mm, 225/cassette	1
S050X150VAC	12.7mm wide x 38.1mm length x 12.7mm white print-on height, vinyl label. For use with wire outside diameters ranging from 4.1mm - 8.1mm, 200/cassette	1
S075X075VAC	19.1mm wide x 19.1mm length x 6.4mm white print-on height, vinyl label. For use with wire outside diameters ranging from 2.0mm - 4.1mm, 350/cassette	1
S075X100VAC	19.1mm wide x 25.4mm length x 9.7mm white print-on height, vinyl label. For use with wire outside diameters ranging from 2.0mm - 4.1mm, 275/cassette	1
S075X125VAC	19.1mm wide x 31.8mm length x 9.7mm white print-on height, vinyl label. For use with wire outside diameters ranging from 3.0mm - 7.1mm, 225/cassette	1
S075X150VAC	19.1mm wide x 38.1mm length x 12.7mm white print-on height, vinyl label. For use with wire outside diameters ranging from 4.1mm - 8.1mm, 200/cassette	1
S100X075VAC	25.4mm wide x 19.1mm length x 6.4mm white print-on height, vinyl label. For use with wire outside diameters ranging from 2.0mm - 4.1mm, 350/cassette	1
S100X125VAC	25.4mm wide x 31.8mm length x 9.7mm white print-on height, vinyl label. For use with wire outside diameters ranging from 3.0mm - 7.1mm, 225/cassette	1
S100X150VAC	25.4mm wide x 38.1mm length x 12.7mm white print-on height, vinyl label. For use with wire outside diameters ranging from 4.1mm - 8.1mm, 200/cassette	1
S100X225VAC	25.4mm wide x 57.2mm length x 19.1mm white print-on height, vinyl label. For use with wire outside diameters ranging from 6.1mm - 12.2mm, 125/cassette	1
S100X400VAC	25.4mm wide x 101.6mm length x 25.4mm white print-on height, vinyl label. For use with wire outside diameters ranging from 8.1mm - 24.1mm, 75/cassette	1
S100X650VAC	25.4mm wide x 165mm length x 38.1mm white print-on height, vinyl label. For use with wire outside diameters ranging from 12.1mm - 40.3mm, 50/cassette	1

PANTHER™ LS8E Continuous Heat Shrink Label Cassettes



Specifications

- Labels offer crisp, clear legends with superior legibility
- Meets UL Standard 224 for flammability
- Shrink ratio 3:1
- Each cassette contains a continuous roll of flattened polyolefin that can be cut-to-length and partially cut

Part Number	Part Description	Standard Pkg Quantity
H000X025F1C	6.35mm wide, 3.2mm diameter continuous heat shrinkable polyolefin. For use with wire outside diameters ranging from 1.02mm - 3.30mm, 2.4m/cassette	1
H000X034F1C	8.64mm wide, 4.8mm diameter continuous heat shrinkable polyolefin. For use with wire outside diameters ranging from 1.52mm - 4.83mm, 2.4m/cassette	1
H000X044F1C	11.18mm wide, 6.4mm diameter continuous heat shrinkable polyolefin. For use with wire outside diameters ranging from 2.03mm - 6.35mm, 1.8m/cassette	1
H000X084F1C	21.34mm wide, 12.7mm diameter continuous heat shrinkable polyolefin. For use with wire outside diameters ranging from 4.32mm - 12.7mm, 1.8m/cassette	1

PANTHER™ LS8E General Component Label Cassettes

Specifications

- Labels offer crisp, clear legends with superior legibility
- Die-cut labels designed to provide maximum aesthetic quality and appearance
- Available in polyester and vinyl cloth materials

Part Number	Part Description	Standard Pkg Quantity
C060X020YJC	15.2mm width x 5.1mm height, white polyester label, 750/cassette	1
C100X025YJC	25.4mm width x 6.4mm height, white polyester label, 500/cassette	1
C100X050CBC	25.4mm width x 12.7mm height, white vinyl cloth label, 175/cassette	1
C100X050YJC	25.4mm width x 12.7mm height, white polyester label, 500/cassette	1
C150X075YJC	38.1mm width x 19.0mm height, white polyester label, 250/cassette	1
C200X050CBC	50.8mm width x 12.7mm height, white vinyl cloth label, 50/cassette	1
C200X050YJC	50.8mm width x 12.7mm height, white polyester label, 200/cassette	1
C200X100YJC	50.8mm width x 25.4mm height, white polyester label, 200/cassette	1

TDP43MY Thermal Transfer Desktop Printer and Accessories

Specifications

- Compact, lightweight design enables use in office or remote locations
- 300 dpi thermal transfer printer creates crisp, clear legends with superior legibility
- Up to 50.8mm per second print speed for fast label production
- Use to print a wide variety of self-laminating labels, component labels, non-laminated labels, heat shrink labels, marker plates and continuous tapes up to 101.6mm wide
- *PANDUIT™ EASY-MARK™* Labelling Software and hybrid ribbon included with printer

Part Number	Part Description	Standard Pkg Quantity
TDP43MY	300 dpi printer; includes printer, *PANDUIT™ EASY-MARK™* Labelling Software, RMH4BL hybrid black ribbon, AC power adapter with US and Europlug power cords, manual and quick start card	1
TDP43M-RS	External label roll stand - used to rear feed labels that are supplied on 76.2mm core	1
TDP43M-AC	Replacement AC power adapter with power cord (US cord only)	1
TDP43M-CASE	Hardside carrying case. Accommodates printer, AC power adapter, ribbons, printer cable, labels and tools	1
PTR-CLN	Printer cleaning kit - contains bottle of cleaning solution with MSDS, cleaning pen, swabs, alcohol wipes and cleaning instructions	1

Ribbons for Use with the TDP43MY Thermal Transfer Desktop Printer



Specifications

- Hybrid - Recommended/preferred for use with self-laminating, heat shrink, component and non-laminated labels
- Wax - Recommended for use with self-laminating and non-laminated labels
- Resin - Recommended/preferred for use with component labels and continuous tape

Part Number	Part Description	Standard Pkg Quantity
RMH2BL	63.5mm x 73m, black, hybrid thermal transfer ribbon. For use with self-laminating, component, heat shrink and non-laminated labels	1
RMH4BL	110.0mm x 73m, black, hybrid thermal transfer ribbon. For use with self-laminating, component, heat shrink and non-laminated labels	1
RMW2BL	64mm x 73.2m, black, wax thermal transfer ribbon. For use with self-laminating vinyl and non-laminated labels	1
RMW4BL	110mm x 73.2m, black, wax thermal transfer ribbon. For use with self-laminating vinyl and non-laminated labels	1
RMR2BL	64mm x 73.2m, black, resin thermal transfer ribbon. For use with component labels and continuous tape	1
RMR2WH	64mm x 73.2m, white, resin thermal transfer ribbon. For use with component labels and continuous tape	1
RMR4BL*	110mm x 73.2m, black, resin thermal transfer ribbon. For use with component labels and continuous tape	1

*Other colours available, replace BL (Black) with WH (White), BU (Blue), GR (Green) or RD (Red).

Thermal Transfer Self-Laminating Labels

Specifications

- Labels offer crisp, clear legends with superior legibility
- Self-laminating labels supplied on rolls, include a white print-on area and clear overlaminate to protect the legend for clear and durable identification
- PANDUIT labelling software packages include all label formats for quick and easy label production

Part Number	Part Description	Standard Pkg Quantity
S100X075VATY	25.4mm width x 19.1mm length x 6.4mm white print-on height, vinyl label. For use with wire outside diameters ranging from 2.0mm - 4.1mm	5000
S100X125VATY	25.4mm width x 31.8mm length x 9.7mm white print-on height, vinyl label. For use with wire outside diameters ranging from 3.0mm - 7.1mm	5000
S100X150VATY	25.4mm width x 38.1mm length x 12.7mm white print-on height, vinyl label. For use with wire outside diameters ranging from 4.1mm - 8.1mm	5000
S100X225VATY	25.4mm width x 57.2mm length x 19.1mm white print-on height, vinyl label. For use with wire outside diameters ranging from 6.1mm - 12.2mm	5000
S100X400VATY	25.4mm width x 101.6mm length x 25.4mm white print-on height, vinyl label. For use with wire outside diameters ranging from 8.1mm - 24.1mm	2500
S100X650VATY	25.4mm width x 165mm length x 38.1mm white print-on height, vinyl label. For use with wire outside diameters ranging from 12.2mm - 40.4mm	1000
S200X225VATY	50.8mm width x 57.2mm length x 19.1mm white print-on height, vinyl label. For use with wire outside diameters ranging from 6.1mm - 12.2mm	1000
S200X400VATY	50.8mm width x 101.6mm length x 25.4mm white print-on height, vinyl label. For use with wire outside diameters ranging from 8.1mm - 24.1mm	1000
S200X650VATY	50.8mm width x 165mm length x 38.1mm white print-on height, vinyl label. For use with wire outside diameters ranging from 12.2mm - 40.4mm	1000

For best results use the PANDUIT TDP43MY Thermal Transfer Desktop Printer and hybrid or wax ribbons found on page 17:64. Labels are roll mounted on 76.2mm cores; when using the TDP43MY printer, the roll stand (TDP43M-RS) is required.

Thermal Transfer Commercial Grade Heat Shrink Labels



Specifications

- Meets UL Standard 224 for flammability
- Pre-cut flattened white polyolefin with a shrink ratio 3:1; can be printed in both thermal transfer and dot matrix printers
- PANDUIT labelling software packages include all label formats for quick and easy label production

Part Number	Part Description	Standard Pkg Quantity
H100X025F1T	25.4mm wide x 6.4mm height, 1/8" 3.2mm diameter flattened polyolefin label, 1000/roll. For use with wire outside diameters ranging from 1.01mm - 3.30mm	1
H100X034F1T	25.4mm wide x 19.0mm height, 3/16" 4.8mm diameter flattened polyolefin label, 1000/roll. For use with wire outside diameters ranging from 1.5mm - 4.8mm	1
H100X044F1T	25.4mm wide x 11.2mm height, 1/4" 6.4mm diameter flattened polyolefin label, 1000/roll. For use with wire outside diameters ranging from 2.03mm - 6.4mm	1
H100X064F1T	25.4mm wide x 16.3mm height, 3/8" 9.5mm diameter flattened polyolefin label, 1000/roll. For use with wire outside diameters ranging from 3.30mm - 9.6mm	1
H100X084F1T	25.4mm wide x 21.3mm height, 1/2" 12.7mm diameter flattened polyolefin label, 1000/roll. For use with wire outside diameters ranging from 4.3mm - 12.7mm	1
H100X165F1T	25.4mm wide x 41.9mm height, 1.00" 25.4mm diameter flattened polyolefin label, 500/roll. For use with wire outside diameters ranging from 8.4mm - 25.4mm	1

Use with PANDUIT thermal transfer ribbons found on page 17:64. Labels are roll mounted on 76.2mm cores; when using the TDP43MY printer and 76.2mm cores, the roll stand (TDP43M-RS) is required. Bulk packaging available, add "-B" to end of part number. Bulk packaging is 5 times roll quantity.

Thermal Transfer Commercial Grade Heat Shrink Labels (continued)



Part Number	Part Description	Standard Pkg Quantity
H200X025F1T	50.8mm wide x 6.4mm height, 3.2mm diameter flattened polyolefin label, 500/roll. For use with wire outside diameters ranging from 1.01mm - 3.30mm	1
H200X034F1T	50.8mm wide x 8.6mm height, 4.8mm diameter flattened polyolefin label, 500/roll. For use with wire outside diameters ranging from 1.5mm - 4.8mm	1
H200X044F1T	50.8mm wide x 11.2mm height, 6.4mm diameter flattened polyolefin label, 500/roll. For use with wire outside diameters ranging from 2.03mm - 6.4mm	1
H200X064F1T	50.8mm wide x .64" height, 9.5mm diameter flattened polyolefin label, 500/roll. For use with wire outside diameters ranging from .13" - 9.5mm	1
H200X084F1T	50.8mm wide x 21.3mm height, 12.7mm diameter flattened polyolefin label, 500/roll. For use with wire outside diameters ranging from 4.3mm - 12.7mm	1
H200X165F1T	50.8mm wide x 41.9mm height, 25.4mm diameter flattened polyolefin label, 250/roll. For use with wire outside diameters ranging from 8.4mm - 25.4mm	1

Use with PANDUIT thermal transfer ribbons found on page 17:64. Labels are roll mounted on 76.2mm cores; when using the TDP43MY printer and 76.2mm cores, the roll stand (TDP43M-RS) is required. Bulk packaging available, add “-B” to end of part number. Bulk packaging is 5 times roll quantity.

Thermal Transfer Component Labels

Specifications

- Labels offer crisp, clear legends with superior legibility
- Available in polyester and vinyl cloth materials and supplied on rolls
- PANDUIT labelling software packages include all label formats for quick and easy label production

Part Number	Part Description	Standard Pkg Quantity
C100X050YJT	25.4mm wide x 12.7mm height, white polyester label	10000
C100X050CBT	25.4mm wide x 12.7mm height, white vinyl cloth label	10000
C200X050YJT	50.8mm wide x 12.7mm height, white polyester label	5000
C400X100YJT	101.6mm wide x 25.4mm height, white polyester label	2500

For best results use the PANDUIT TDP43MY Thermal Transfer Desktop Printer and ribbons found on page 17:64.
Labels are roll mounted on 76.2mm cores; when using the TDP43MY printer, the roll stand (TDP43M-RS) is required.

Laser/Ink Jet Self-Laminating Labels

Specifications

- Include a white print-on area and clear overlaminate to protect the legend for clear and durable identification; can be printed in both laser and ink jet printers
- Available in polyester material and supplied on 21.6cm x 28cm sheets
- PANDUIT labelling software packages include all label formats for quick and easy label production

Part Number	Part Description	Standard Pkg Quantity
S100X075YAJ	25.4mm wide x 19.1mm length x 6.4mm white print-on height, polyester label. For use with wire outside diameters ranging from 2.0mm - 4.1mm	2500
S100X125YAJ	25.4mm wide x 31.8mm length x 9.7mm print-on height, polyester label. For use with wire outside diameters ranging from 3.0mm - 7.1mm	2500
S100X150YAJ	25.4mm wide x 38.1mm length x 12.7mm print-on height, polyester label. For use with wire outside diameters ranging from 4.1mm - 8.1mm	2500
S100X225YAJ	25.4mm wide x 57.2 length x 19.1mm print-on height, polyester label. For use with wire outside diameters ranging from 6.1mm - 12.2mm	1000
S100X400YAJ	25.4mm wide x 101.6mm length x 25.4mm print-on height, polyester label. For use with wire outside diameters ranging from 8.1mm - 24.1mm	1000
S100X650YAJ	25.4mm wide x 165mm length x 38.1mm print-on height, polyester label. For use with wire outside diameters ranging from 12.2mm - 40.4mm	1000
S200X225YAJ	50.8mm wide x 57.2mm length x 19.1mm print-on height, polyester label. For use with wire outside diameters ranging from 6.1mm - 12.2mm	1000
S200X400YAJ	50.8mm wide x 101.6mm length x 25.4mm print-on height, polyester label. For use with wire outside diameters ranging from 8.1mm - 24.1mm	1000
S200X650YAJ	50.8mm wide x 165mm length x 38.1mm print-on height, polyester label. For use with wire outside diameters ranging from 12.2mm - 40.4mm	500

Laser/Ink Jet Component Labels

Specifications

- Labels can be printed in both laser and ink jet printers
- Available in polyester material and supplied on 21.6cm x 28cm sheets
- PANDUIT labelling software packages include all label formats for quick and easy label production

Part Number	Part Description	Standard Pkg Quantity
C075X025YJJ	19.0mm wide x 6.4mm height, polyester label	10000
C080X020YJJ	20.3mm wide x 5.1mm height, polyester label	10000
C100X050YJJ	25.4mm wide x 12.7mm height, polyester label	10000
C200X050YJJ	50.8mm wide x 12.7mm height, polyester label	1000
C400X100YJJ	101.6mm wide x 25.4mm height, polyester label	1000

Pre-Printed Marker Books

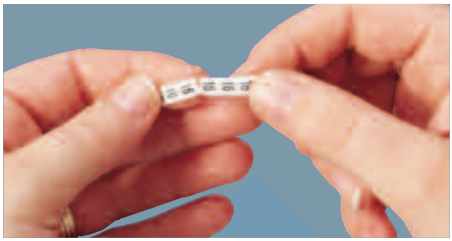

Specifications

- Convenient, pocket-sized book
- Markers are perforated and can be torn in half to mark both ends of conductors
- Terminal block markers are included to properly identify connectors

Part Number	Part Description	Standard Pkg Quantity
PCMB-1	5.6mm wide x 35.1mm length, vinyl cloth, 45 markers each legend 0 thru 9	1
PCMB-2	5.6mm wide x 35.1mm length, vinyl cloth, 10 markers each legend A thru Z, 0 thru 15, +, -, /	1
PCMB-3	5.6mm wide x 35.1mm length, vinyl cloth, 10 markers each legend 1 thru 45	1
PCMB-4	5.6mm wide x 35.1mm length, vinyl cloth, 150 markers each legend 1, 2, 3	1
PCMB-5	5.6mm wide x 35.1mm length, vinyl cloth, 150 markers each legend A, B, C	1
PCMB-6	5.6mm wide x 35.1mm length, vinyl cloth, 150 markers each legend T1, T2, T3	1
PCMB-7	5.6mm wide x 35.1mm length, vinyl cloth, 150 markers each legend L1, L2, L3	1
PCMB-8	5.6mm wide x 35.1mm length, vinyl cloth, 6 markers each legend, 1 thru 15; 4 markers each legend, 16 thru 90; 2 markers each legend, A thru Z, +, -, /, 0	1
PCMB-9	5.6mm wide x 35.1mm length, vinyl cloth, 45 markers each legend, 1, 2, 3, A, B, C;#CR#30 markers each legend, L1, L2, L3, T1, T2, T3	1
PCMB-10	5.6mm wide x 35.1mm length, vinyl cloth, 45 markers each legend, solid NEMA colours	1
PCMB-11	5.6mm wide x 35.1mm length, vinyl cloth, 15 markers each legend, 1 thru 30	1

Pre-Printed Marker Books (continued)

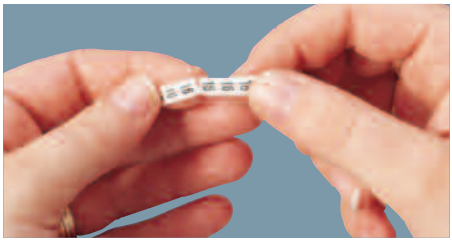

Part Number	Part Description	Standard Pkg Quantity
PCMB-12	5.6mm wide x 35.1mm length, vinyl cloth, 15 markers each legend, A thru Z; 8 markers each legend, +; 7 markers each legend, -; 21 markers each legend, blank	1
PCMB-13	5.6mm wide x 35.1mm length, vinyl cloth, 45 markers each legend, +, -, AC, DC; 33 markers each legend, POS, NEG, GND; 27 markers each legend, NEUT; 21 markers each legend, SPARE, blank	1
PCMB-14	5.6mm wide x 35.1mm length, vinyl cloth, 10 markers each legend, 46 thru 90	1
PCMB-15	5.1mm wide x 35.1mm length, vinyl cloth, 10 markers each legend, 0 thru 45, +, -	1
PCMB-16	5.6mm wide x 35.1mm length, vinyl cloth, 10 markers each legend, 0 thru 33, A, B, C, +, -, L1, L2, L3, T1, T2, T3	1
PCMB-25	5.6mm wide x 35.1mm length, vinyl cloth, 45 markers each legend, 0 thru 9; 15 markers each legend, #CR#L, L2, L3, T1, T2, T3	1

Pre-Printed Marker Tape Dispenser



Specifications

- Flexible polyester marker tape conforms tightly to wires/cables
- Dispenser allows marker tape to be cut to the exact length required for marking any size wire/cable
- Durable plastic dispenser can be attached to tool belt for industrial use

Part Number	Part Description	Standard Pkg Quantity
PMD-0-9	Dispenser filled with one roll, white, polyester continuous tape, each legend 0 thru 9	1

Pre-Printed Marker Tape Refills



Part Number	Part Description	Standard Pkg Quantity
PMDR-A thru PMDR-Z	2.4m polyester refill roll, 1 roll each legend A thru Z	10
PMDR-0	2.4m polyester refill roll, 1 roll each legend 0	10
PMDR-1 thru PMDR-9	2.4m polyester refill roll, 1 roll each legend 1 thru 9	10
PMDR-0-9 thru PMDR-90-99	2.4m polyester refill roll, 1 roll each legend 90 thru 99	1 1

Self-Laminating Wire Marker Dispenser

Specifications

- Self-laminating labels are provided in handy dispenser which protects markers when not in use
- Clear section of marker overlaminates and protects write-on legend
- Quick, easy to use for smaller installations and maintenance

Part Number	Part Description	Standard Pkg Quantity
Dispenser Kit		
S100X125 VARY	Dispenser kits contents include: (1) dispenser; (1) roll 25.4mm wide x 31.8mm length x 9.7mm print-on height, vinyl label, 200/roll; (1) PFX-0 pen. For use with wire outside diameters ranging from 3.0mm - 7.1mm	1
S100X225 VARY	Dispenser kits contents include: (1) dispenser; (1) roll 25.4mm wide x 57.2mm length x 19.1mm print-on height, vinyl label, 100/roll; (1) PFX-0 pen. For use with wire outside diameters ranging from 6.1mm - 12.2mm	1
Refill Rolls		
S100X125 VAFY	Refill roll 25.4mm wide x 31.8mm length x 9.7mm print-on height, vinyl label, 100/roll	1
S100X225 VAFY	Refill roll 25.4mm wide x 57.2mm length x 19.1mm print-on height, vinyl label, 100/roll	1


5 5 5 5 5 5 5 5
PANDUIT
ANIXTER

Lockout Devices

Specifications

- Extensive line of universal, high quality devices to lockout a variety of energy sources
- High quality, durable padlocks in a variety of styles, colours and keying configurations that ensure safety and security
- Part of a complete line of lockout/tagout products that assist in compliance with OSHA 1910.147

PSL-1
PSL-1.5

PSL-CBNT
PSL-CBILNT

PSL-CBL

PSL-MLD

PSL-P

PSL-PEL

PSL-WS

PSL-3
PSL-4
PSL-11

PSL-EA-PK

Lockout Devices (continued)

Part Number	Part Description	Standard Pkg Quantity
Devices		
PSL-1	Hasp with 25.40mm diameter jaw and overlapping tabs	12
PSL-1.5	Hasp with 38.10mm diameter jaw and overlapping tabs	12
PSL-CBNT	"No Tool" universal circuit breaker lockout	1
PSL-CBILNT	"No Tool" circuit breaker lockout for use with Square D I-LINE ^ /Federal Pacific (FPE) circuit breakers	1
PSL-CBL	Large handle circuit breaker lockout	1
PSL-MLD	Multiple lockout device; includes lockout hasp and 1.8M vinyl coated galvanised steel cable with loophole	1
PSL-P	Plug lockout	1
PSL-PEL	Pneumatic energy lockout device, 88.9mm diameter x 2.54mm thick	1
PSL-WS	Toggle switch lockout	1
Locks		
PSL-3RED	Laminated steel padlock, 19mm shackle, red	6
PSL-4RED	Safety lockout padlock, 38.1mm x 44.5mm body, red	6
PSL-11RED	High security padlock, 25.4mm shackle, red	6
Kits		
PSL-PK-EA	Electrician's Lockout Kit: (1) Screwdriver, (1) PSL-PK pouch, (1) PSL-3RED-LS long shackle padlock with red label, (1) PSL-MLD multiple lockout device, (1) PSL-WS wall switch lockout device, (1) PSL-CBNT "No Tool" universal circuit breaker lockout device, (1) PSL-P plug lockout device, (5) PVT-30 electrician's blocking tags	1

^ I-LINE is a registered trademark of Square D Company.

Write-On Safety Tags

Specifications

- Meets OSHA Standard 1910.147 requirements for tagout applications
- Semi-rigid plastic tags are 76.2mm x 146.1mm high with a 9.65mm brass grommet for greater strength and increased durability
- Tags can be attached with a lockout device or with a PANDUIT PLT2S nylon tie (50lb. loop tensile strength) supplied with each tag
- Can be clearly identified with PANDUIT permanent marking pens

Part Number	Part Description	Standard Pkg Quantity
PVT-41	76.2mm x 146.1mm, red and black/white, plastic tag, “Do Not Operate”, 5 tags and ties per package	1
PVT-44	76.2mm x 146.1mm, red and black/white, plastic tag, “Do Not Operate Maintenance Department”, 5 tags and ties per package	1
PVT-96	76.2mm x 146.1mm, red and black/white, plastic tag, “Equipment Locked”, 5 tags and ties per package	1
PVT-98	76.2mm x 146.1mm, red and black/white, plastic tag, “This Tag and Lock to be Removed Only by Person Shown on Back”, 5 tags and ties per package	1

Safety Signs

Specifications

- Indoor/outdoor sub-surface printed adhesive polyester (type PPS) are high quality signs for use indoors and outdoors; excellent resistance to UV light, chemical atmosphere, and abrasion; printed graphics are protected by clear polyester laminate for excellent life and adhesion properties
- Indoor/outdoor rigid polyethylene (type PRS) are rugged, abrasion resistant and are most suitable for environments where adhesives will not work
- Indoor adhesive vinyl (type PVS) are economical general purpose signs for use in most environments

Part Number	Part Description	Standard Pkg Quantity
PPS0204W2100	114.30mm x 57.15mm, black/orange, adhesive polyester sign, “WARNING. Potential Arc Flash Hazard”, 2 labels per card	5
PPS0305D73	89mm x 127mm, red and black/white, adhesive polyester sign, “High Voltage Keep Out”	5
PPS0305W2100	88.90mm x 127.00mm, black/orange, adhesive polyester sign, “WARNING. Potential Arc Flash Hazard”	5
PPS0507W2100	127.00mm x 177.80mm, black/orange, adhesive polyester sign, “WARNING. Potential Arc Flash Hazard”	5
PPS0710D24	178mm x 254mm, red and black/white, adhesive polyester sign, “Automatic Start Equipment”	1
PPS0710D66	178mm x 254mm, red and black/white, adhesive polyester sign, “Area In Front Of This Electric Panel”	1
PPS0710D70	178mm x 254mm, red and black/white, adhesive polyester sign, “Electrical Equipment Authorised Personnel Only”	1
PPS0710D72	178mm x 254mm, red and black/white, adhesive polyester sign, “High Voltage”	1
PPS0710D73	178mm x 254mm, red and black/white, adhesive polyester sign, “High Voltage Keep Out”	1

Safety Signs (continued)

Part Number	Part Description	Standard Pkg Quantity
PPS0710D75	178mm x 254mm, red and black/white, adhesive polyester sign, “High Voltage Unauthorised Personnel Keep Out”	1
PPS1014D73	254mm x 356mm, red and black/white, adhesive polyester sign, “High Voltage Keep Out”	1
PRS0710D68	178mm x 254mm, red and black/white, rigid polyethylene sign, “Cable Buried Here”	1
PRS0710D72	178mm x 254mm, red and black/white, non-adhesive rigid polyethylene sign, “High Voltage”	1
PRS1014D70	254mm x 356mm, red and black/white, non-adhesive rigid polyethylene sign, “Electrical Equipment Authorised Personnel Only”	1
PRS1014D71	254mm x 356mm, red and black/white, non-adhesive rigid polyethylene sign, “Electric Meter Room Storage”	1
PRS1014D72	254mm x 356mm, red and black/white, non-adhesive rigid polyethylene sign, “High Voltage”	1
PRS1014D73	254mm x 356mm, red and black/white, non-adhesive rigid polyethylene sign, “High Voltage Keep Out”	1
PRS1014D79	254mm x 356mm, red and black/white, non-adhesive rigid polyethylene sign, “High Voltage Keep Away”	1
PRS1420D75	356mm x 508mm, red and black/white, non-adhesive rigid polyethylene sign, “High Voltage Unauthorised Personnel Keep Out”	1

Electrical Labels

Specifications

- Provided in a handy dispenser for convenience and label protection
- Made of durable polyester material for indoor/outdoor application

Part Number	Part Description	Standard Pkg Quantity
Dispensers		
PLD-43	31.8mm x 25.4mm, red and black/white, adhesive polyester label, “DANGER HIGH VOLTAGE”, 200 labels per dispenser	1
PLD-67	38.1mm x 25.4mm, red/white, adhesive polyester label, “DANGER HIGH VOLTAGE”, 200 labels per dispenser	1
PLD-71	50.8mm x 25.4mm, white/black, adhesive polyester label, “WARNING - FOR CONTINUED PROTECTION”, 150 labels per dispenser	1
Rolls		
WL32Y	38.10mm triangle width, black/yellow, adhesive vinyl label, “RISK OF ELECTRIC SHOCK symbol”, 50 labels	1
WL33Y	114.30mm triangle width, black/yellow, adhesive vinyl label, “RISK OF ELECTRIC SHOCK symbol”, 50 labels	1

Voltage and Fibre Optic Markers

Specifications

- Vinyl - indoor
- Colour - legend black; background orange
- Each Marker -

  Style A: 57.15mm x 228.6mm
  1 Marker per card
  Pipe/Conduit O.D. Range 76.2mm and over

  Style B: 31.7mm x 114.3mm
  4 Markers per card
  Pipe/Conduit O.D. Range 31.75mm x 76.2mm

  Style C: 12.7mm x 57.1mm
  18 Markers per card
  Pipe/Conduit O.D. Range 31.75mm and under

Part Number			Legend	Std Pkg Quantity
Style A	Style B	Style C		
PCV-110AY	PCV-110BY	PCV-110CY	110 Volts	5
PCV-115AY	PCV-115BY	PCV-115CY	115 Volts	5
PCV-120/208AY	PCV-120/208BY	PCV-120/208CY	120/208 Volts	5
PCV-120AY	PCV-120BY	PCV-120CY	120 Volts	5
PCV-12470AY	PCV-12470BY	PCV-12470CY	12470 Volts	5
PCV-13200AY	PCV-13200BY	PCV-13200CY	13200 Volts	5
PCV-13800AY	PCV-13800BY	PCV-13800CY	13800 Volts	5
PCV-1PHAY	PCV-1PHBY	PCV-1PHCY	Single Phase	5
PCV-208AY	PCV-208BY	PCV-208CY	208 Volts	5
PCV-220AY	PCV-220BY	PCV-220CY	220 Volts	5
PCV-2300AY	PCV-2300BY	PCV-2300CY	2300 Volts	5
PCV-230AY	PCV-230BY	PCV-230CY	230 Volts	5
PCV-2400AY	PCV-2400BY	PCV-2400CY	2400 Volts	5
PCV-240AY	PCV-240BY	PCV-240CY	240 Volts	5
PCV-277/480AY	PCV-277/480BY	PCV-277/480CY	277/480 Volts	5
PCV-277AY	PCV-277BY	PCV-277CY	277 Volts	5
PCV-380AY	PCV-380BY	PCV-380CY	380 Volts	5
PCV-3PHAY	PCV-3PHBY	PCV-3PHCY	Three Phase	5
PCV-415AY	PCV-415BY	PCV-415CY	415 Volts	5
PCV-4160AY	PCV-4160BY	PCV-4160CY	4160 Volts	5
PCV-440AY	PCV-440BY	PCV-440CY	440 Volts	5
PCV-460AY	PCV-460BY	PCV-460CY	460 Volts	5
PCV-480AY	PCV-480BY	PCV-480CY	480 Volts	5
PCV-600AY	PCV-600BY	PCV-600CY	600 Volts	5
PCV-BLANKAY	PCV-BLANKBY	PCV-BLANKCY	Blank-No Legend	5
PCV-ESAY	PCV-ESBY	PCV-ESCY	Emergency Service	5
PCV-FAAY	PCV-FABY	PCV-FACY	Fire Alarm	5
PCV-FOAY	PCV-FOBY	PCV-FOCY	Fibre Optic	5
PCV-FOCAY	PCV-FOCBY	PCV-FOCCY	Fibre Optic Cable	5
PCV-MAINAY	PCV-MAINBY	PCV-MAINCY	Main	5
PCV-TELEAY	PCV-TELEBY	PCV-TELECY	Telephone	5

NETKEY™ Category 6 Modules



Specifications

- Meets or exceeds all Category 6 performance requirements
- Punchdown termination style, tool required for termination
- Universal label colour coded for T568A and T568B wiring schemes
- Terminates 4-pair 24 AWG and 22 AWG 100 ohm solid or stranded, unshielded twisted pair cable

Part Number	Part Description	Number of Module Spaces	Colour‡	Standard Pkg Quantity
NK688MIW	Category 6, 8 position, 8 wire keystone jack module	1	Off White	1

‡For other colours replace suffix IW with EI (Electric Ivory), WH (White), IG (International Grey), BL (Black), OR (Orange), RD (Red), BU (Blue), GR (Green) or YL (Yellow).

NETKEY™ Category 5e Modules



Specifications

- Meets or exceeds all Category 5e performance requirements
- Universal label is colour coded for T568A and T568B wiring schemes
- Terminates 4-pair 24 AWG and 22 AWG 100 ohm solid or stranded, unshielded twisted pair cable

Part Number	Part Description	Number of Module Spaces	Colour‡	Standard Pkg Quantity
NK5E88MIWY	Category 5e, 8 position, 8 wire keystone jack module	1	Off White	1

‡For other colours replace suffix IW (Off White) with EI (Electric Ivory), WH (White), IG (International Grey), BL (Black), OR (Orange), RD (Red), BU (Blue), GR (Green) or YL (Yellow) before Y in part number.

NETKEY™ Category 3 Modules



Specifications

- Terminates 4-pair 24 AWG and 22 AWG solid unshielded twisted pair cable
- Module cap terminates conductors (no. 110 punchdown tool required) for faster and more consistent installations
- Module maintains twists of UTP cable to 12.7mm or less of termination point ensuring optimal channel and link performance
- Termination cap is colour coded for T568A and T568B or USOC wiring schemes

Part Number	Part Description	Number of Module Spaces	Colour‡	Standard Pkg Quantity
NK388MIWY	Category 3, 8 position, 8 wire keystone jack module	1	Off White	1
NK366UMIWY	Category 3, 6 position, 6 wire keystone jack module Colour coded for USOC wiring	1	Off White	1
NK366MIWY	Category 3, 6 position, 6 wire keystone jack module	1	Off White	1

‡For other colours replace suffix IW (Off White) with EI (Electric Ivory), WH (White), IG (International Grey) or BL (Black) before Y in part number.

Jack Module Blockout Device



Specifications

- Blocks unauthorised access to jacks and potentially harmful foreign objects, saving time and money
- May only be released with the special removal tool, ensuring the safety and security of your network infrastructure

Part Number*	Part Description	Colour	Standard Pkg Quantity
PSL-DCJB	Package of 10 jack module blockout devices and 1 removal tool	Red	1
PSL-DCJB-BL	Package of 10 jack module blockout devices and 1 removal tool	Black	1
PSL-DCJB-BU	Package of 10 jack module blockout devices and 1 removal tool	Blue	1
PSL-DCJB-YL	Package of 10 jack module blockout devices and 1 removal tool	Yellow	1
PSL-DCJB-IW	Package of 10 jack module blockout devices and 1 removal tool	International White	1

*Available in bulk packages of 100 devices and 5 removal tools. To order bulk package add -C to the suffix of part number.

NETKEY™ Termination Tools





Part Number	Part Description	Standard Pkg Quantity	Standard Ctn Quantity
NKSPB	Base used to assist in terminating Category 6 punchdown and A/V punchdown modules	1	50
PDT110	Punchdown tool and blade for 110 style IDC's. Terminates and cuts UTP cable in one operation	1	-
PDTH110	Replacement blade for single pair punchdown tool	1	-
CJT	Termination tool for *NETKEY*™ Category 5e and Category 3 Keystone Jack Modules	1	50

NETKEY™ Audio/Video Modules and Blank Modules



Specifications

- Keystone housings with adapters for F-Type, BNC Coax, RCA connectors, S-Video, Binding Post and 3.5mm Stereo Connectors
- Designed for a wide array of audio and video applications

Part Number	Part Description	Number of Module Spaces	Colour‡	Standard Pkg Quantity
***NETKEY*™ F-Type Module**				
NKFIW	Module supplied with 75 ohm industry standard F-Type coax bulkhead coupler	1	Off White	1
***NETKEY*™ 50 Ohm BNC Coax Module**				
NKBNCMIWY	Module supplied with industry standard 50 ohm BNC coax bulkhead coupler	1	Off White	1
***NETKEY*™ RCA Solder Type Module**				
NKRSMBIWY	Module supplied with one RCA solder type connector with black insert	1	Off White	1
NKRSMRIWY	Keystone module supplied with one RCA solder type connector with red insert	1	Off White	1
NKRSMYIWY	Keystone module supplied with one RCA solder type connector with yellow insert	1	Off White	1
NKRSMWIWY	Keystone module supplied with one RCA solder type connector with white insert	1	Off White	1
***NETKEY*™ RCA Pass-Through Module**				
NKRTMRIW	Module supplied with one RCA connector with red insert	1	Off White	1
NKRTMYIW	Keystone module supplied with one RCA connector with yellow insert	1	Off White	1
NKRTMWIW	Keystone module supplied with one RCA connector with white insert	1	Off White	1
***NETKEY*™ S-Video Punchdown Module**				
NKSPMIW	Module supplied with 110 style punchdown to S-Video connector	1	Off White	1
***NETKEY*™ 5-Way Binding Post Module**				
NKBPBIWY	Module supplied with 5-way Binding Post with black stripe	1	Off White	1
NKBPRIWY	Keystone 5-way Binding Post with red stripe	1	Off White	1

‡For other colours replace suffix IW (Off White) with EI (Electric Ivory), WH (White), IG (International Grey), BL (Black).

NETKEY™ Audio/Video Modules and Blank Modules (continued)



Part Number	Part Description	Number of Module Spaces	Colour‡	Standard Pkg Quantity
***NETKEY*™ 3.5mm Stereo Connector**				
NK35MSSIWY	Module supplied with one 3.5mm stereo headset solder-type connector	1	Off White	1
NK35MSCIW	Module supplied with one 3.5mm stereo headset coupler	1	Off White	1
D-Subminiature Inserts				
CHD9CIWY	1/3 insert with 9 pin female to female coupler	1	Off White	1
CHD15HDCIWY	1/3 insert with 15 pin high density female to female coupler; SVGA capable	1	Off White	1
CHD15HDSCIWY	1/3 insert with one 15 pin DB connector mounted to a printed circuit board; terminates on site; SVGA capable	1	Off White	1
***NETKEY*™ Blank Module**				
NKBMIW-X	Blank keystone module to reserve space for future use	1	Off White	10
***NETKEY*™ RCA 1/3 Inserts**				
CHR3RGBIW	1/3 insert with 3 RCA pass-through couplers. RCA insert colours are red, green, and blue. R,G,B component video	1	Off White	1
CHR3WYRIW	1/3 insert with 3 RCA pass-through couplers. RCA insert colours are white, yellow, and red. Composite video and left and right stereo	1	Off White	1
***NETKEY*™ RCA Punchdown Modules**				
NKRPMRIW	Keystone module supplied with one RCA punchdown type connector with red insert	1	Off White	1
NKRPMWIW	Keystone module supplied with one RCA punchdown type connector with white insert	1	Off White	1
NKRPMYIW	Keystone module supplied with one RCA punchdown type connector with yellow insert	1	Off White	1

‡For other colours replace suffix IW (Off White) with EI (Electric Ivory), WH (White), IG (International Grey), BL (Black).

NETKEY™ Inserts





Specifications

- Compatible with Classic (CB**) and Executive (CBE**) Faceplate Frames
- Front releasable
- Accept all *NETKEY*™ Modules for UTP (including Category 5e and Category 6), Fibre Optic and Coax, which snap in and out for easy moves, adds, and changes

Part Number	Part Description	Colour‡	Standard Pkg Qty
CHB2MIW-X	1/3 blank insert. Reserves space for future upgrades	Off White	10
NKHF2MIW-X	Two module space, 1/3 size flat insert accepts two *NETKEY*™ Modules	Off White	10
NKHS2IW-X	Two module space, 1/2 size sloped insert accepts two *NETKEY*™ Modules	Off White	10
NKHS2SIW-X	Two module space, 1/2 size sloped, shuttered insert accepts two *NETKEY*™ Modules	Off White	10

‡For other colours replace suffix IW (Off White) with EI (Electric Ivory), WH (White), IG (International Grey) or BL (Black).

Classic and Executive Faceplate Frames



Specifications

- Accept inserts which snap in and out of faceplate frames
- All inserts are front releasable
- Allow custom configurations with your choice of inserts

Part Number	Part Description	Colour‡	Standard Pkg Qty
Classic Faceplate Frames			
CBIW	Single gang faceplate frame accepts two 1/2 size module inserts or three 1/3 size module inserts	Off White	1
CBIW-2G	Double gang faceplate frame accepts up to four 1/2 size module inserts or six 1/3 size module inserts	Off White	1
Executive Faceplate Frames			
CBEIWY	Single gang faceplate frame accepts up to two 1/2 size module inserts or three 1/3 size module inserts. Supplied with labels and label cover/screw covers	Off White	1
CBEIW-2GY	Double gang faceplate frame which accepts up to four 1/2 size module inserts or six 1/3 size module inserts. Supplied with labels and label cover/screw covers	Off White	1

‡For other colours replace suffix IW (Off White) with EI (Electric Ivory), WH (White), IG (International Grey) or BL (Black).
All faceplate frames supplied with mounting screws.

NETKEY™ Stainless Steel Faceplates with Labels



Specifications

- Includes label/label covers for easy port identification; replacement label/label covers available
- Impact resistant for light industrial environments

Part Number	Part Description	Standard Pkg Quantity
NKF2S	Two position, single gang stainless steel faceplate with labels	1
NKF4S	Four position, single gang stainless steel faceplate with labels	1
NKF6S	Six position, single gang stainless steel faceplate with labels	1

When faceplate mounting NKF4S and NKF6S, electrical box must be minimum 48.3mm wide.

NETKEY™ Flush Mount Screw-On Faceplates with Labelling

Specifications

- All faceplates supplied with mounting screws
- Supplied with labels and clear label covers
- Optional screw covers can be used in place of labels and clear label covers

Part Number	Part Description	Colour‡	Standard Pkg Quantity
NK1FIWY	Single gang, vertical faceplate accepts one *NETKEY*™ Module	Off White	1
NK2FIWY	Single gang, vertical faceplate accepts two *NETKEY*™ Modules	Off White	1
NK4FIWY	Single gang, vertical faceplate accepts four *NETKEY*™ Modules	Off White	1
NK6FIWY	Single gang, vertical faceplate accepts six *NETKEY*™ Modules	Off White	1
NK12FIWY	Double gang, vertical faceplate accepts twelve *NETKEY*™ Modules	Off White	1

‡For other colours replace suffix IW (Off White) with EI (Electric Ivory), WH (White) or BL (Black).

NETKEY™ Flush Mount Faceplates

Specifications

- Available in 1, 2, and 4 module single gang styles
- All faceplates supplied with mounting screws
- Optional adhesive labels available

Part Number	Part Description	Colour‡	Standard Pkg Quantity
NK1FNIW	Single gang, vertical faceplate accepts one *NETKEY*™ Module	Off White	1
NK2FNIW	Single gang, vertical faceplate accepts two *NETKEY*™ Modules	Off White	1
NK3FNIW	Single gang, vertical faceplate accepts three *NETKEY*™ Modules	Off White	1
NK4FNIW	Single gang, vertical faceplate accepts four *NETKEY*™ Modules	White	1

‡For other colours replace suffix IW (Off White) with EI (Electric Ivory), WH (White) or BL (Black).

NETKEY™ Horizontal Sloped Screw-On Faceplates

Specifications

- Supplied with two mounting screws
- Supplied with labels and clear label covers
- Optional screw covers can be used in place of clear label covers and labels

Part Number	Part Description	Colour‡	Standard Pkg Quantity
NK2HSFIW	Single gang,horizontal faceplate accepts two *NETKEY*™ Modules	Off White	1
NK4HSFIW	Single gang sloped, horizontal faceplate accepts four *NETKEY*™ Modules	Off White	1

‡For other colours replace suffix IW (Off White) with EI (Electric Ivory), WH (White) or BL (Black).

NETKEY™ "106" Duplex and Rectangular Module Frames



Specifications

- Mounts behind all standard "106" or rectangular electrical cover plates

Part Number	Part Description	Colour‡	Standard Pkg Quantity
NK2106MFIW	Two position screw mount module frame accepts all *NETKEY*™ Modules. Compatible with NEMA standard outlet boxes and "106" duplex faceplates	Off White	1
NK4106MFIW	Four position screw mount module frame accepts all *NETKEY*™ Modules. Compatible with NEMA standard outlet boxes and "106" duplex faceplates	Off White	1
NK4RMFIW	Four position screw mount module frame accepts all *NETKEY*™ Modules. Compatible with NEMA standard outlet boxes and rectangular faceplates	Off White	1
NK4MFBL	Snap mount four position modular furniture faceplate which accepts all *NETKEY*™ Modules. Mounts to standard furniture openings (39mm to 35.6mm - 67.1mm to 69.8mm)	Black	1

‡For other colours replace suffix IW (Off White) with EI (Electric Ivory), WH (White), BL(Black) or IG (International Grey).

NETKEY™ Snap-On Sloped Keystone Faceplates

Specifications

- Can be used with *PAN-WAY*™ T-70, T-45, LD and LDPH Raceway Systems, *FAST-SNAP*™ Outlet Boxes, and *PAN-POLE*™ Aluminium Outlet Pole

Part Number	Part Description	Colour‡	Standard Pkg Quantity
NK2HSRFIW	Snap-on two position sloped horizontal faceplate accepts any PANDUIT™ *NETKEY*™ Module. Compatible with PANDUIT™ *FAST-SNAP*™ Outlet Boxes, Surface Raceway Systems, and *PAN-POLE*™ Outlet Poles	Off White	1
NK4HSRFIW	Snap mount four position sloped horizontal faceplate accepts any PANDUIT™ *NETKEY*™ Module. Compatible with PANDUIT™ *FAST-SNAP*™ Outlet Boxes, Surface Raceway Systems, and *PAN-POLE*™ Outlet Poles	Off White	1
NK4VSRFIW	Snap mount four position sloped vertical faceplate accepts any PANDUIT™ *NETKEY*™ Module. Compatible with PANDUIT™ *FAST-SNAP*™ Outlet Boxes, Surface Raceway Systems, an *PAN-POLE*™ Outlet Poles	Off White	1

PANDUIT™ *NETKEY*™ faceplates are NOT compatible with PANDUIT™ *MINI-COM*™ Modules.
‡For other colours replace IW (Off White) with EI (Electric Ivory), IG (International Grey), or WH (White).

NETKEY™ Snap-On Flush Universal Keystone Faceplates



Specifications

- Wider module spacing accepts common manufacturers' keystone modules 22.9mm wide or less
- Can be used with *PAN-WAY*™ T-70, T-45, LD and LDPH Raceway Systems, *FAST-SNAP*™ Outlet Boxes, and *PAN-POLE*™ Aluminium Outlet Pole

Part Number	Part Description	Colour‡	Standard Pkg Quantity
T70KW2IW	Snap-on two position flush mount faceplate accepts any PANDUIT™ *NETKEY*™ Module and most other manufacturers' keystone modules. Compatible with PANDUIT™ *FAST-SNAP*™ Outlet Boxes, Surface Raceway Systems and *PAN-POLE*™ Outlet Poles	Off White	1
T70KW4IW	Snap-on four position flush mount faceplate accepts any PANDUIT™ *NETKEY*™ Module and most other manufacturers' keystone modules. Compatible with PANDUIT™ *FAST-SNAP*™ Outlet Boxes, Surface Raceway Systems and *PAN-POLE*™ Outlet Poles	Off White	1

PANDUIT™ *NETKEY*™ faceplates are NOT compatible with PANDUIT™ *MINI-COM*™ Modules.
‡For other colours replace IW (Off White) with EI (Electric Ivory), IG (International Grey), or WH (White).

NETKEY™ Surface Mount Boxes



Specifications

- Accept *NETKEY*™ Modules for UTP, Fibre Optic and Audio/Video, which snap in and out for easy moves, adds and changes
- Compatible with PANDUIT LD3, LD5, and LD10 Raceway

Part Number	Part Description	Colour‡	Used with PAN-WAY™ Raceway	Standard Pkg Quantity
NK2BXIW-A	Two position surface mount box - adhesive	Off White	LD3, LD5, LD10	1
NK4BXIW-A	Four position surface mount box - adhesive	Off White	LD3, LD5, LD10	1
NK6BXIW-A	Six position surface mount box - adhesive	Off White	LD3, LD5, LD10	1

‡For other colours replace suffix IW (Off White) with EI (Electric Ivory), WH (White), IG (International Grey) or BL (Black).
Includes mounting screws and adhesive tape.

NETKEY™ Category 6 Punchdown Patch Panels



Specifications

- Exceeds all Category 6 performance requirements
- Punchdown style termination on back of patch panel
- Terminates 4-pair 24 AWG and 22 AWG 100 ohm unshielded twisted pair cable

Part Number	Part Description	Number of Rack Spaces ^	Standard Pkg Quantity
NK6PPG12WY	*NETKEY*™ Category 6 12-port patch panel. Mounts to 89D bracket	-	1
NK6PPG24Y	*NETKEY*™ Category 6 24-port patch panel	1	1
NK6PPG48Y	*NETKEY*™ Category 6 48-port patch panel	2	1

^ One rack space = 44.5mm.
M6 and #12-24 mounting screws included.

NETKEY™ Category 5e Punchdown Style Patch Panels



Specifications

- Exceeds all Category 5e performance requirements
- Punchdown style termination on back of patch panel
- Terminates 4-pair 24 AWG and 22 AWG 100 ohm unshielded twisted pair cable

Part Number	Part Description	Number of Rack Spaces ^	Standard Pkg Quantity
NK5EPPG12WY	*NETKEY*™ Category 5e 12-port patch panel. Mounts to 89D bracket	-	1
NK5EPPG24Y	*NETKEY*™ Category 5e 24-port patch panel	1	1
NK5EPPG48Y	*NETKEY*™ Category 5e 48-port patch panel	2	1

^ One rack space = 44.5mm.

NETKEY™ All Metal Modular Patch Panels



Specifications

- Mount to standard EIA 19" racks
- TIA/EIA-606-A compliant white write-on areas to identify panels and ports

Part Number	Part Description	Number of Rack Spaces ^	Standard Pkg Quantity
NKMP24Y	All metal 24-port modular patch panel accepts all *NETKEY*™ Modules	1	1
NKMP48Y	All metal 48-port modular patch panel accepts all *NETKEY*™ Modules	2	1

^ One rack space = 44.5mm.

NETKEY™ Modular Faceplate Patch Panels

Specifications

- Mount to standard EIA 19" racks
- Faceplates removable from front

Part Number	Part Description	Number of Rack Spaces ^	Standard Pkg Quantity
NKFP24Y	24-port modular patch panel with six removable four position modular faceplates	1	1
NKFP48Y	48-port modular patch panel with twelve removable four position modular faceplates	2	1

^ One rack space = 44.5mm.

NETKEY™ Flush Mount Modular Patch Panels



Specifications

- Flush mount design provides a solution for non-shielded installations that use all metal patch panels
- Rear mounted faceplates allow modules to be flush with front of patch panel
- Pre-printed numbers above each port for easy identification

Part Number	Part Description	Number of Rack Spaces ^	Standard Pkg Quantity
***NETKEY*™ Flush Mount Modular Patch Panels**			
NKPP24FMY	24-port flush mount patch panel, supplied with 6 four-port rear mounted faceplates	1	1
NKPP48FMY	48-port flush mount patch panel, supplied with 6 eight-port rear mounted faceplates	2	1
NKPP48HDY	48-port high density flush mount patch panel, supplied 6 eight-port rear mounted faceplates	1	1
NKFP12W	12-port modular patch panel with three removable four position modular faceplates. Mounts on 89D mounting bracket	-	1
***NETKEY*™ Angled Flush Mount Modular Patch Panels**			
NKPPA24FMY	24-port angled flush mount patch panel, supplied with 6 four-port rear mounted faceplates	1	1
NKPPA48FMY	48-port angled flush mount patch panel, supplied with 6 eight-port rear mounted faceplates	2	1
***NETKEY*™ Angled High Density Flush Mount Modular Patch Panels**			
NKPPA48HDY	48-port angled high density flush mount patch panel, supplied with 6 eight-port rear mounted faceplates	1	1
WB89D Bracket			
WB89D	Wall mount bracket accepts 12-port snap-in faceplate patch panel. Can also be used to mount industry standard 66 blocks	-	1

^ One rack space = 44.5mm.
M6 and #12-24 mounting screws included.

NETKEY™ Category 6 Patch Cords



Specifications

- Unique tangle free latch prevents snags and provides easy release, saving time on frequent moves, adds and changes
- Constructed of enhanced performance 24 AWG stranded UTP cable
- Contacts plated with 50 microinches of gold
- 100% performance tested to meet Category 6 requirements

Part Number	Part Description	Length (ft)	Cable Colour*	Standard Pkg Quantity
NK6PC3Y	Category 6 UTP patch cord for use with *NETKEY*™ Category 6 components	3	Off White	1
NK6PC5Y	Category 6 UTP patch cord for use with *NETKEY*™ Category 6 components	5	Off White	1
NK6PC7Y	Category 6 UTP patch cord for use with *NETKEY*™ Category 6 components	7	Off White	1
NK6PC10Y	Category 6 UTP patch cord for use with *NETKEY*™ Category 6 components	10	Off White	1
NK6PC14Y	Category 6 UTP patch cord for use with *NETKEY*™ Category 6 components	14	Off White	1
NK6PC20Y	Category 6 UTP patch cord for use with *NETKEY*™ Category 6 components	20	Off White	1

*For cable colours other than Off White, add suffix RD (Red), GR (Green) and BU (Blue) before Y in part number.

NETKEY™ Category 5e Patch Cords



Specifications

- Unique tangle free latch prevents snags and provides easy release, saving time on frequent moves, adds and changes
- Constructed of enhanced performance 24 AWG stranded UTP cable
- Contacts plated with 50 microinches of gold
- 100% performance tested to meet Category 5e requirements

Part Number	Part Description	Length (ft)	Cable Colour*	Standard Pkg Quantity
NK5EPC3Y	Category 5e UTP patch cord for use with *NETKEY*™ Category 5e components	3	Off White	1
NK5EPC5Y	Category 5e UTP patch cord for use with *NETKEY*™ Category 5e components	5	Off White	1
NK5EPC7Y	Category 5e UTP patch cord for use with *NETKEY*™ Category 5e components	7	Off White	1
NK5EPC10Y	Category 5e UTP patch cord for use with *NETKEY*™ Category 5e components	10	Off White	1
NK5EPC14Y	Category 5e UTP patch cord for use with *NETKEY*™ Category 5e components	14	Off White	1
NK5EPC20Y	Category 5e UTP patch cord for use with *NETKEY*™ Category 5e components	20	Off White	1

*For cable colours other than Off White, add suffix RD (Red), GR (Green) and BU (Blue) before Y in part number.

NETKEY™ Copper Cable

Part Number	Part Description	Length (m)	Cable Colour	Standard Pkg Quantity
NUL5C04VL-CE	*NETKEY*™ Copper Cable, Category 5e, 4-Pair, 24 AWG, U/UTP, LSZH	305	Violet	1 reel
NUL6C04VL-CE	*NETKEY*™ Copper Cable, Category 6, 4-Pair, 24 AWG, U/UTP, LSZH (IEC60332-1)	305	Violet	1 reel

NETRUNNER™ Vertical Cable Management

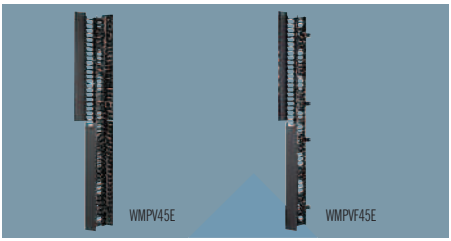

Specifications

- Dual hinged covers can be opened 110° to the left or right to provide complete access to the cables inside the vertical pathway
- Bend radius fingers align with rack spaces to support cables as they transition to the vertical pathway
- Integral cable retainers on the end of each finger to help contain cables within each rack unit

Cable Capacity Chart

Part Number	Category 6A (.354")*		Category 6A (.310")**		Category 6 (.250")		Category 5e (.188")	
	Front	Rear	Front	Rear	Front	Rear	Front	Rear
WMPV22E	65	65	83	83	131	131	236	236
WMPVF22E	65	-	83	-	131	-	236	-
WMPV45E	65	65	83	83	131	131	236	236
WMPVF45E	65	-	83	-	131	-	236	-
WMPVHC45E	122	122	154	154	245	245	416	416
WMPVHCF45E	122	-	154	-	245	-	416	-

*Standard TIA-EIA-B.2-AD10 maximum allowable Augmented Category 6.
**Typical PANDUIT™ TX6™ 10GIG™.

NETRUNNER™ Vertical Cable Management (continued)

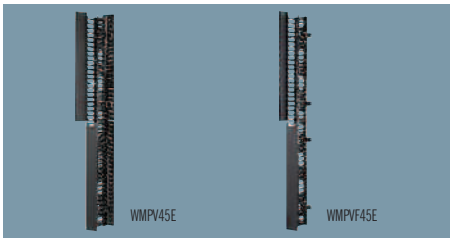

Part Number	Part Description	Number of Rack Spaces ^	Standard Pkg Quantity
Vertical Cable Managers - Front and Rear			
WMPV22E	Front and rear vertical manager	22	1
WMPVHC45E	Front and rear vertical manager, 170.2mm wide	45	1
WMPV45E	Front and rear vertical manager	45	1
Vertical Cable Managers - Front Only			
WMPVF22E	Front only vertical manager, 124.5mm wide	22	1
WMPVHCF45E	Front only vertical manager, 170.2mm wide	45	1
WMPVF45E	Front only vertical manager, 124.5mm wide	45	1
Accessories			
WMPVCBE	*NETRUNNER*™ Centre Mount Bracket Kit allows mounting to adjacent racks	-	1
WMPVSMK	*NETRUNNER*™ Side Mount Hardware Kit for use with PANDUIT DR84, NFR84 and NF4PR84 racks	-	1
WMPVHC45EP	End panel for use with WMPVHC45E. Includes 2 panel sections to cover 45 RU on one side	-	1
WMPV45EP	End panel for use with WMPV45E. Includes 2 panel sections to cover 45 RU on one side	-	1
WMPV45ERTW	Rack top trough with waterfall creates pathway above rack, for use with CMR19X84 and WMPV45E/WMPVHC45E	-	1

^ One rack space = 44.5mm.
All product colour is black.

PATCHLINK™ Horizontal Cable Managers



Specifications

- Lightweight plastic construction provides durability and easy installation
- Patented dual hinged cover allows cable access without removing cover
- Rounded edges on fingers protect cables from snags and damage to cable

Part Number	Part Description	Number of Rack Spaces ^	Standard Pkg Quantity
WMPSE	Front pathway 38.1mmH x 76.2mmD. Rear pathway 25.4mmH x 127mmD. Width 482.6mm	1	1
WMP1E	Front pathway 76.2mmH x 76.2mmD. Rear pathway 50.8mmH x 127mmD. Width 482.6mm	2	1
WMPFSE	Front pathway 38.1mmH x 76.2mmD. Width 482.6mm	1	1
WMPF1E	Front pathway 76.2mmH x 76.2mmD. Width 482.6mm	2	1

^ One rack space = 44.5mm.
All product colour is black.

OPEN-ACCESS™ Horizontal Cable Managers



Specifications

- D-ring managers provide an open and efficient way to manage cable
- Patented D-ring design provides flexibility for easy moves, adds and changes
- Pass-through holes allow front to rear cabling

Part Number	Part Description	Number of Rack Spaces ^	Standard Pkg Quantity
19" Manager, Front and Rear, 1 RU			
CMPH1	D-rings installed on panels. Front D-ring size 38.1mm H x 76.2mm D Rear D-ring size 38.1mm H x 127mm D. Width 483mm	1	1
19" Manager, Front and Rear, 2 RU			
CMPH2	D-rings installed on panels. Front D-ring size 76.2mm H x 76.2mm D Rear D-ring size 76.2mm H x 127mm D. Width 483mm	2	1
19" Manager, Front Only, 1 RU			
CMPHF1	D-rings installed on panel. Front D-ring size 38.1mm H x 76.2mm D Width 483mm	1	1
19" Manager, Front Only, 2 RU			
CMPHF2	D-rings installed on panel. Front D-ring size 76.2mm H x 76.2mm D Width 483mm	2	1

^ One rack space = 44.5mm.
All product colour is black.

Standard Racks

Specifications

- Rack space identification allows quick and easy location of rack mount items
- Rack is UL listed for 453.6kg load rating
- Double-sided #12 - 24 EIA universal mounting hole spacing

Part Number	Part Description	Number of Rack Spaces ^	Standard Pkg Quantity
CMR19X84	483mm EIA rack, aluminium. Dimensions: 2134mm H x 514mm W x 76mm D	45	1
CMR19X47	483mm EIA rack, aluminium. Dimensions: 1219mm H x 514mm W x 76mm H	24	1
S1224-C	#12-24 x .5" mounting screws	-	100

^ One rack space = 44.5mm.
All product colour is black.

For *STRUCTUREDGROUND*™ Grounding System to ground the rack, see pages 17:104 - 17:105.

Paint Piercing Grounding Washer Kits



Specifications

- Bonds frame members on bolt-together racks
- No paint scraping required
- Green colour coding to indicate bonding application

Part Number	Part Description	Standard Pkg Quantity
RGW-100-1Y	100 paint piercing bonding washers for 9.5mm stud size; 22.2mm O.D.; provided with 5cc of antioxidant	1

Rack Grounding Strip Kits

Specifications

- Bonds up to 44 RU per rack
- EIA Universal mounting hole pattern

Part Number	Part Description	Standard Pkg Quantity
RGS134-10-1Y	10 rack grounding strips; 2m length; 17mm width; 1.27mm thickness; provided with 5cc of antioxidant, one grounding sticker and 30 each #12-24 x 1/2" and M6 x 12mm thread-forming screws	1

Bonding Screws

Specifications

- Patent pending screws create an electrical bond between painted patch panels and racks or cabinets
- Serrations on bottom of screw remove paint from patch panel, thus providing metal-to-metal contact
- Thread-forming, provides a bond to the rack or cabinet by removing paint from threaded holes and minimising metal shavings

Part Number	Part Description	Standard Pkg Quantity
RGTBSG-C	Green thread-forming bonding screw, M6 - 24 x 12mm	100
RGTBS1032G-C	Green thread-forming bonding screw, M5- 32 x 12.7mm	100

Common Bonding Network (CBN) Jumper Kit

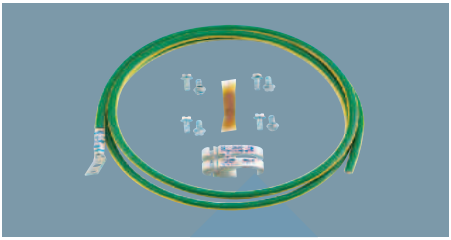

Specifications

- Bonds the rack or cabinet to the MCBN
- HTAP, included in kit, requires crimping tool and die
- HTAP is UL Listed and CSA Certified for applications up to 600 V when crimped with PANDUIT and specified competitor crimping tools and PANDUIT crimping dies

Part Number	HTAP*	Part Description	Standard Pkg Quantity
RGCBNJ660P22	HTCT2-2-1 16-25	16mm square jumper; 1.52m length; 45° bent lug on grounding strip side; provided with 5cc of antioxidant, two each #12-24 x 1/2", M6 x 12mm, #10-32 x 1/2" and M5 x 12mm thread-forming screws and a copper compression HTAP* for connecting to the MCBN	1
RGCBNJ660PY	HTCT250-2-1 35-120 35-120		1

*HTAP also sold separately.

Electrostatic Discharge (ESD) Port Kits



Specifications

- Accommodates standard ESD wrist strap 4mm plug
- Can be mounted to front or back of rack or cabinet for convenient access
- Barrel permanently marked with the protective earth (ground) symbol

Part Number	Part Description	Standard Pkg Quantity
RGESD2-1	Two-hole ESD port with 15.9mm hole spacing; provided with an ESD protection sticker, .16 oz. (5cc) of antioxidant and two each #12-24 x 1/2" and M6 x 12mm thread-forming screws	1

Contact your local electrical distributor for their selection of Electrostatic Discharge (ESD) wrist straps.
ESD port must be attached to a grounded member.


1A–
A09 \ A10
B01 \ B02
ANIXTER