

TEAR DROP LED II RETROFIT KITS

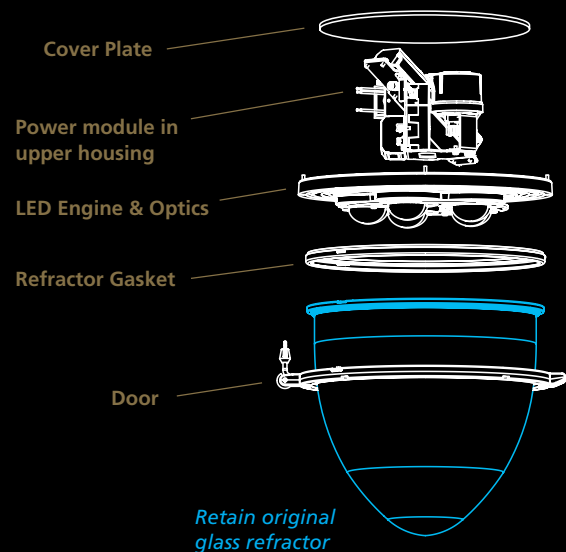
Holophane offers certified factory LED retrofit kits for installed Holophane Tear Drop HID luminaires. Retrofit kits up to 20,000 lumens are available for the upgrade of most existing Holophane Tear Drop installations. They are designed to optimize performance by utilizing the existing Holophane castings and prismatic glass optics, providing a truly sustainable solution for renovation.



KEY BENEFITS

- + Keep your existing Holophane housings and glass optics
- + The kits replace the door, gasket, light engine, electronics and cover plate
- + Expected energy and maintenance savings of 50% or more over HID
- + Efficiently provides up to 20,000 lumens
- + Expected system life of over 20 years
- + Quick and simple installation
- + Available for most Holophane HID Tear Drop luminaires

RENOVATION SOLUTIONS FOR HOLOPHANE TEAR DROP SERIES



LED Package	Description	Lumens	System Watts	LPW	L70 @25°C	Driver Life @25°C
P10S	3 COBs Downlight Design	7,450	57	131	>100K hours	>100K hours
P20S	3 COBs Downlight Design	10,300	83	124	>100K hours	>100K hours
P30S	3 COBs Downlight Design	13,550	118	115	>100K hours	>100K hours
P35S	3 COBs Downlight Design	15,370	144	107	>100K hours	>100K hours
P40S	5 COBs Downlight Design	16,780	140	120	>100K hours	>100K hours
P50S	5 COBs Downlight Design	20,070	174	115	>100K hours	>100K hours

ORDERING INFORMATION

DECORATIVE

Tear Drop LED II Retrofit



PREFERRED SELECTIONS:

Most Frequently Ordered Catalog Numbers

LTDRL2 P10S	40K	AS	BK	TDRD	3	S
1	2	3	4	5	6	7
LED PACKAGE	COLOR TEMPERATURE	VOLTAGE	HOUSING COLOR	RETROFIT DOOR	OPTICS	MOUNTING
LTDRL2 P10S LTDRL2 P20S LTDRL2 P30S LTDRL2 P35S LTDRL2 P40S LTDRL2 P50S	27K 30K 40K 50K	AS AH	BK DB	TDRD SGRD BLRD	3 5	P S

CATALOG NUMBERS FOR ENTIRE PRODUCT OFFERING

(Pricing and lead times may be affected)

STEP 1: LED PACKAGE	STEP 4: HOUSING COLOR	STEP 8: OPTIONS	STEP 9: ACCESSORIES
LTDRL2 P10S Retrofit Kit 3 COBs Downlight LTDRL2 P20S Retrofit Kit 3 COBs Downlight LTDRL2 P30S Retrofit Kit 3 COBs Downlight LTDRL2 P35S Retrofit Kit 3 COBs Downlight LTDRL2 P40S Retrofit Kit 5 COBs Downlight LTDRL2 P50S Retrofit Kit 5 COBs Downlight	BK Black DB Dark Blue GR Grey GH Graphite GN Green PP Prime Paint SL Silver WH White BZ Bronze CMC As Specified, CMC = Custom Match Color Finish. Handled through Custom BOM Group TDC As Specified, TDC = RAL Color. Handled through Custom BOM Group XX Standard Finish to be Determined. Handled through Custom BOM Group	R NEMA Twistlock Photocontrol Receptacle (3 Pin) NR No Photocontrol Receptacle PSC Shorting Cap P5 5-pin Photocontrol Receptacle P7 7-pin Photocontrol Receptacle PND 0-10V Part-Night Dimming; Includes NEMA Twistlock Photocontrol AO Field Adjustable Output PCS DTL Twistlock Photocontrol for Solid-state Lighting 120-277V PCLL Extended Life Option with AS (120-277V Only) P34 DTL Twistlock Photocontrol 347V P48 DTL Twistlock Photocontrol 480V DE ROAM Concierge Dimming Control DS 30 inch Diameter. Deep Skirt for Cutoff Requirement SS 30 inch Diameter. Shallow Skirt for Cutoff Requirement FPDxx Factory Programmed Driver to Percentage of Specified Drive Current L1H 1.5 ft. Prewired Leads L03 3 ft. Prewired Leads L10 10 ft. Prewired Leads L20 20 ft. Prewired Leads L25 25 ft. Prewired Leads L30 30 ft. Prewired Leads L35 35 ft. Prewired Leads NL2x2 2" x 2" NEMA Label NL3x3 3" x 3" NEMA Wattage Label	LT3HSS90 Large Teardrop/Bowl/Sag Glass House Side Shield 90 Degrees LT3HSS120 Large Teardrop/Bowl/Sag Glass House Side Shield 120 Degrees LT3HSS180 Large Teardrop/Bowl/Sag Glass House Side Shield 180 Degrees LT5HSS90 Large Teardrop/Bowl/Sag Glass House Side Shield 90 Degrees LT5HSS120 Large Teardrop/Bowl/Sag Glass House Side Shield 120 Degrees LT5HSS180 Large Teardrop/Bowl/Sag Glass House Side Shield 180 Degrees
STEP 2: COLOR TEMPERATURE 27K 2700K CCT 30K 3000K CCT 40K 4000K CCT 50K 5000K CCT	STEP 5: RETROFIT DOOR TDRD Tear Drop Door and Silicon Gasket SGRD Sag Door and Silicon Gasket BLRD Bowl Door and Silicon Gasket	IP66 rated light engine  	
STEP 3: VOLTAGE AS Auto-sensing Voltage (120 thru 277V) 50/60 HZ AH Auto-sensing Voltage (347 thru 480V) 50/60 HZ	STEP 6: OPTICS 3 Asymmetric Distribution 5 Symmetric Distribution		
	STEP 7: MOUNTING P Threaded Top Opening - 1.50" NPT S Quick-lock Stem-mount		

Please refer to the latest specification sheet for more detailed information and restrictions to option combinations.



Full warranty terms located at www.acuitybrands.com/CustomerResources/Terms_and_conditions.aspx Product specifications may change without notice. Please contact your sales representative for the latest product information.

Contact your local Holophane factory sales representative for application assistance, and computer-aided design and cost studies. For information on other Holophane products and systems, call the Inside Sales Service Department at 866-759-1577. In Canada call 905-886-8967 or fax 905-886-7973.