

PHOTOMETRIC DATA: UTB-4K-WA16-HO-U-ND-GR-N

LUMINAIRE DATA

UTB-4K-WA16-HO-U-ND-GR-N

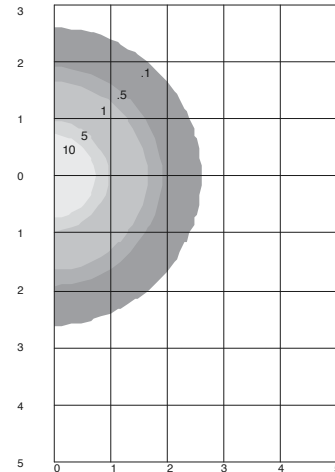
Circular Up/Down Luminaire with Clear Acrylic Prismatic Refractor

DRIVER HLG-240H-48B

Lamp	LED
Lumens	27,094
Watts	253.5
Efficacy	107
Mounting	Pendant
Spacing Criterion (0-180)	1.20

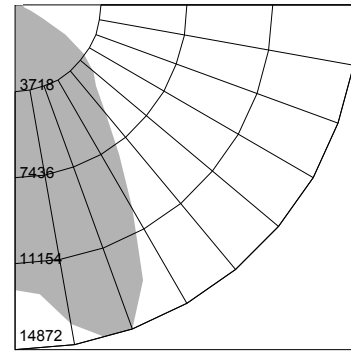
ZONE	LUMENS	% FIXT.
0-30	11270	41.6
0-40	16262	60.0
0-60	25375	86.4
0-90	25729	95.0
90-120	805	3.0
90-130	979	3.6
90-150	1236	4.6
90-180	1365	5.0
0-180	27094	100.0

ISOMETRIC FOOT CANDLES



Distance In Units Of Mounting Height
Values Based On 20 Foot Mounting Height

POLAR GRAPH



PHOTOMETRIC DATA: UTB-4K-WA16-HO-U-ND-GR-P95

LUMINAIRE DATA

UTB-4K-WA16-HO-U-ND-GR-P95

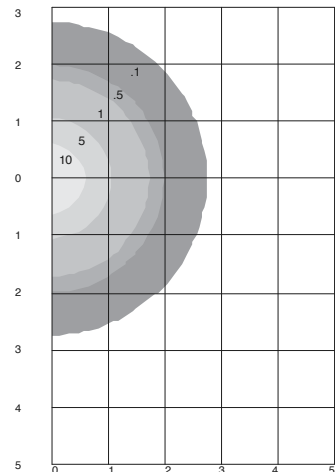
Circular Up/Down Luminaire with Clear Acrylic Prismatic Refractor

DRIVER HLG-240H-48B

Lamp	LED
Lumens	25,349
Watts	253.5
Efficacy	100
Mounting	Pendant
Spacing Criterion (0-180)	0.96

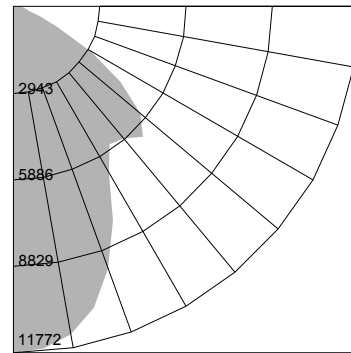
ZONE	LUMENS	% FIXT.
0-30	7734	30.5
0-40	11470	45.2
0-60	20053	79.1
0-90	22921	90.4
90-120	1150	4.5
90-130	1552	6.1
90-150	2181	8.6
90-180	2428	9.6
0-180	25349	100.

ISOMETRIC FOOT CANDLES



Distance In Units Of Mounting Height
Values Based On 20 Foot Mounting Height

POLAR GRAPH



PHOTOMETRIC DATA: UTB-4K-OP16-HO-U-ND-GR-N

LUMINAIRE DATA

UTB-4K-OP16-HO-U-ND-GR-N

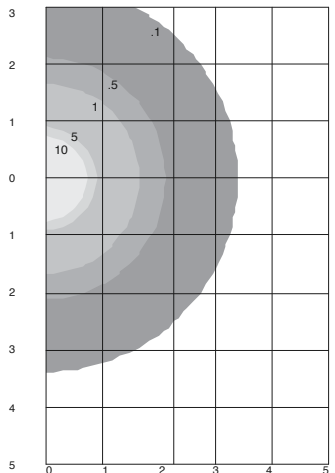
Circular Up/Down Luminaire with Opalescent Acrylic Refractor

DRIVER HLG-240H-48B

Lamp	LED
Lumens	27,384
Watts	254.2
Efficacy	108
Mounting	Pendant
Spacing Criterion (0-180)	1.20

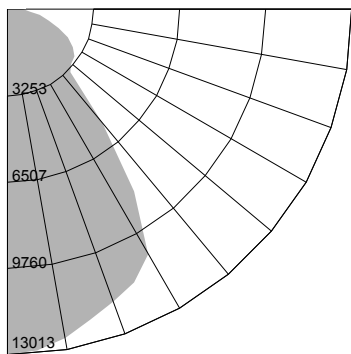
ZONE	LUMENS	% FIXT.
0-30	9858	36.0
0-40	14994	54.8
0-60	20709	75.6
0-90	25909	94.6
90-120	1024	3.7
90-130	1174	4.3
90-150	1372	5.0
90-180	1475	5.4
0-180	27384	100.0

ISOMETRIC FOOT CANDLES



Distance In Units Of Mounting Height
Values Based On 20 Foot Mounting Height

POLAR GRAPH



PHOTOMETRIC DATA: UTB-5K-WA16-HO-U-ND-GR-N

LUMINAIRE DATA

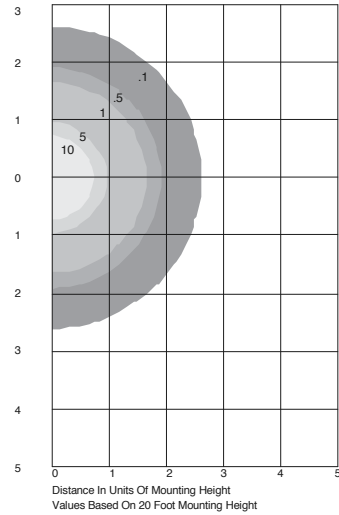
UTB-5K-WA16-HO-U-ND-GR-N
Circular Up/Down Luminaire with Clear Acrylic
Prismatic Refractor

DRIVER HLG-240H-48B

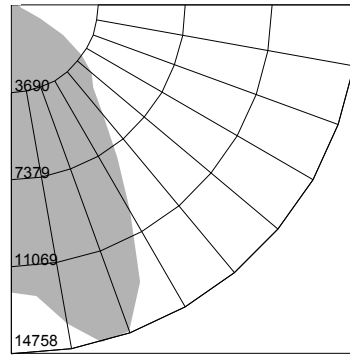
Lamp	LED
Lumens	26,985
Watts	252.6
Efficacy	107
Mounting	Pendant
Spacing Criterion (0-180)	1.20

ZONE	LUMENS	% FIXT.
0-30	11141	41.3
0-40	16116	59.7
0-60	23259	86.2
0-90	25619	94.9
90-120	808	3.0
90-130	982	3.6
90-150	1237	4.6
90-180	1365	5.1
0-180	26985	100.0

ISOMETRIC FOOT CANDLES



POLAR GRAPH



DIMENSIONS

