



## An Extensive Selection of Patch Panels Supports Your Application

Panduit offers an extensive selection of modular patch panels, with various styles and port densities and an assortment of labeling options making them ideal for any installation.

Modular patch panels accept all Mini-Com® Modules in copper, fiber, and A/V, which snap in and out for easy moves, adds, and changes. This modular system is ideal for multimedia applications, providing flexibility to customize any installation. All patch panels mount to standard EIA 19-inch or 23-inch racks with optional extender brackets.

A variety of accessories are available to optimize the installation. Strain relief bars are recommended for all installations to properly support cables exiting the back of the panel. Covers and blank panels promote proper airflow and cooling by filling unused rack openings.

### Unshielded and Shielded

#### Unshielded Patch Panels

Unshielded patch panels consist of a metal panel and molded snap-in faceplates. Removable faceplates on select panels allow front access to installed modules.

Available features:

- Label pockets for easy identification; designs without a label pocket accommodate optional adhesive labeling
- Standard and high density
- Flush mount and front access
- Flat, angled, and recessed designs



#### Shielded Patch Panels

Shielded patch panels are recommended for high RFI/EMI environments, where interference is a risk. Panduit's shielded offering includes integrated shielding which allows seamless integration with the Panduit® Structured Ground™ Grounding System.

Available features:

- Stainless steel construction (48-port High Density includes a molded faceplate)
- Dedicated areas for port identification which accept adhesive labels
- Accept Mini-Com® Shielded Jack Modules
- Flat and angled designs
- Select models include built-in strain relief bar



## Design

### Flat

Flat panels require horizontal cable managers to help organize and route cables into vertical managers. Extended strain relief bars are recommended to allow proper cable support.

### Angled

Angled panels enable higher density by allowing cables to flow to each side of the rack, thus minimizing the need for horizontal cable managers and allowing patch cords to be routed directly into vertical cable managers. Straight strain relief bars are recommended, as closer mounting to the panel eliminates sagging and provides improved cable support.


### High-Density Patch Panels

High-density patch panels are an ideal solution for installations with space constraints, are available in flat and angled designs, with 48 ports in one rack space and 72 ports in two rack spaces. The angled design increases rack density, managing high-density applications in one-fourth the area needed for conventional cable management systems. (High capacity vertical managers are recommended.)

### Strain Relief Bars

Strain relief bars (SRB) are used to support and manage cables in telecommunication rooms. Panduit's extensive selection offers the flexibility to fit in a variety of applications, and ranges from a simple straight bar to one with distinctive features such as integrated adjustable clips.

In single rail cabinets or racks, the strain relief bar with direct patch panel mount and quick release bracket is recommended; it attaches directly to most Panduit patch panels providing integrated support.

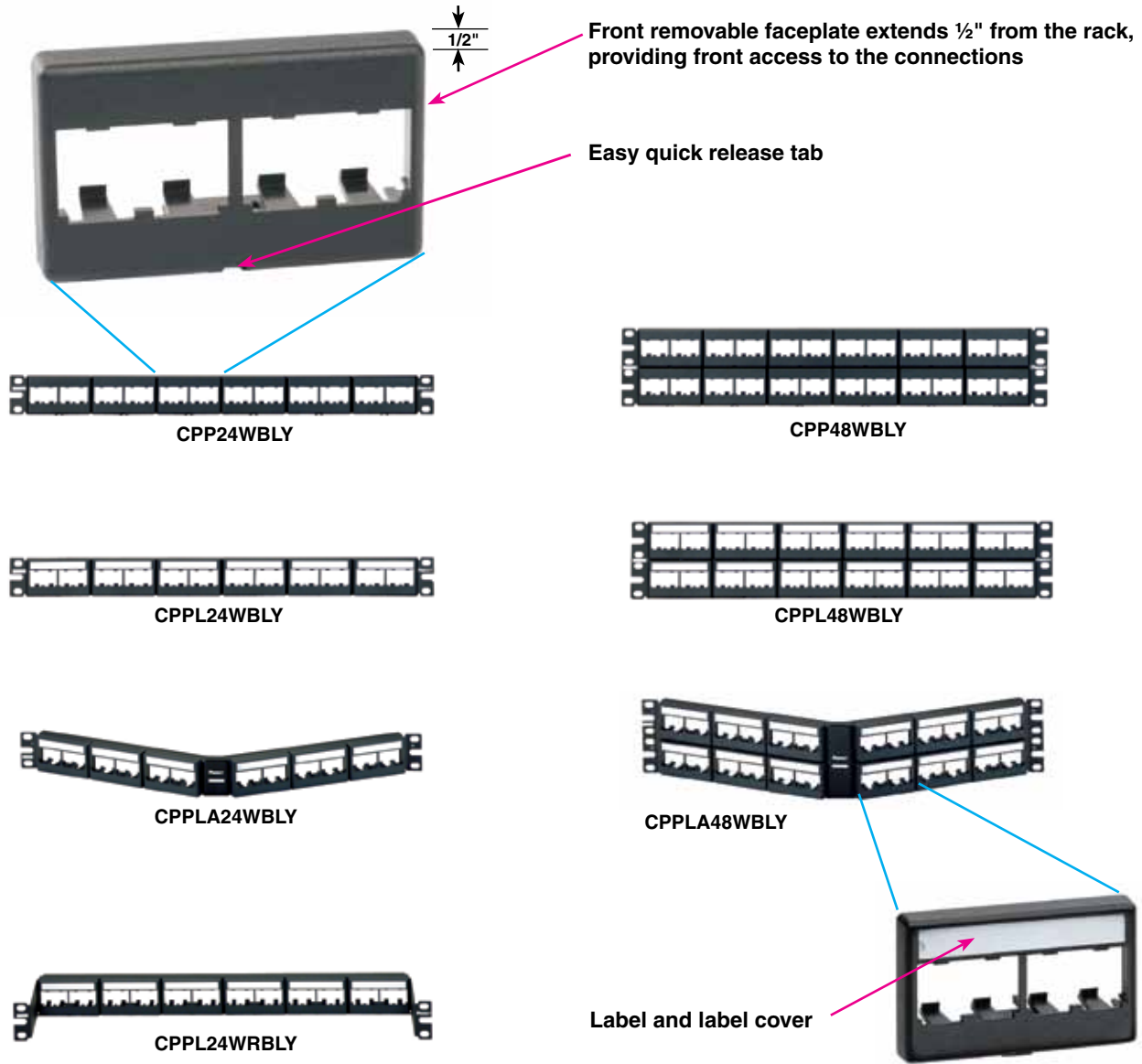


**DISCLAIMER:** The information contained herein is intended as a guide for use by persons having technical skill. Buyer shall determine the suitability of the Panduit product for his intended use and Buyer assumes all risk and liability whatsoever in connection therewith.



### Front Access

- Recommended for installations where access to the back of the rack is limited
- Label feature available, includes label and cover




Part Number	Design	Ports	RU	Recommended SRB	Replacement Faceplate	Replacement Label	Label	Label (see page 19)
CPP24WBLY	Flat	24	1	Extended	CFFP4BL	—	Adhesive	A
CPP48WBLY		48	2			—		
CPPL24WBLY		24	1		CFFPL4BL	C4PPLK	Pocket	
CPPL48WBLY		48	2					
CPPLA24WBLY	Angled	24	1	Straight	CFFPL4BL	C4PPLK	Pocket	A, B
CPPLA48WBLY		48	2					
CPPL24WRBLY	Recessed	24	1	—				

### Ultimate ID® Patch Panels

- Recommended for installations that follow common labeling standard or where multiple labeling areas are needed
- Meet TIA-606-B labeling standards with ease



UICMPP24BLY



UICMPP48BLY




UICMPPA24BLY



UICMPPA48BLY

Extends 1/8" from the rack

Single or dual label pockets with clear snap-in cover (labels sold separately)



UICMPPT24BLY



UICMPPTA24BLY



UICPPL4BL




UICPP2L4BL

Part Number	Design	Ports	RU	Recommended SRB	Replacement Faceplate	Replacement Cover	Label	Label (see page 19)
UICMPP24BLY	Flat	24	1	Extended	UICPPL4BL	UILC4CL-X	Pocket	E, G, H
UICMPP48BLY		48	2		UICPP2L4BL			
UICMPPT24BLY		24	1		UICPP2L4BL			
UICMPPA24BLY	Angled	24	1	Straight	UICPPL4BL			
UICMPPA48BLY		48	2		UICPP2L4BL			
UICMPPTA24BLY		24	1		UICPP2L4BL			

### Flush Mount

- Mount flush with the rack to match other product or equipment installed
- Optional vertical number sequence simplifies installation by mimicking common switch-port numbering
- Pre-printed numbers above each port
- White write-on areas for port or panel identification



Pre-printed numbers for easy identification

Write on areas for custom adhesive labels

Flush mount design allows panel to align with other rack-mountable products



CPP24FMWBLY



CPPA24FMWBLY



CPP48FMWBLY



CPPA48FMWBLY

Part Number	Design	Ports	RU	Recommended SRB	Label	Label (see page 19)
CPP24FMWBLY	Flat	24	1	Extended	Adhesive	A
CPP48FMWBLY		48	2			
CPP48FMVNSWBLY		48	2			
CPPA24FMWBLY	Angled	24	1	Straight	Adhesive	A
CPPA48FMWBLY		48	2			

### 6-Port Configuration

- Modules arranged in groups of six to match the layout of select switches
- Faceplate style (M6) includes label pocket with preprinted labels and cover
- Flush mount style (FM6) mounts flush with the rack to match other product or equipment installed

#### Faceplate Style



CPPL24M6BLY



CPPL48M6BLY

Extends 1/8" from the rack



Pre-printed labels included

6-port configuration

Part Number	Design	Ports	RU	Recommended SRB	Replacement Faceplate	Replacement Label	Label	Label (see page 19)
CPPL24M6BLY	Flat	24	1	Extended	CFPLM6BLY	C6PPLK1-24	Pocket	C
CPPL48M6BLY	Flat	48	2			C6PPLK1-24 C6PPLK25-48		

#### Flush Mount Style



CPP48FM6BL




CPP48FM6VNSBL



CPPA48FM6BL

Vertical number sequence mimics common switch port numbering




Write-on area for custom adhesive labeling

Part Number	Design	Ports	RU	Recommended SRB	Label	Label (see page 19)
CPP48FM6BL	Flat	48	2	Extended	Adhesive	A
CPPA48FM6BL				Straight		

### High Density


- Recommended for installations with limited real estate
- Allows up to 48 unshielded connections per rack unit

Standard number sequence (no labeling)




CPP48HDWBLY

Enhanced label area accepts custom adhesive labeling



CPPA48HDEWBL

Vertical number sequence mimics common switch port numbering (no labeling)



CPPA48HDVNSWBL



Part Number	Design	Ports	RU	Recommended SRB	Label	Label (see page 19)
CPP48HDWBLY	Flat	48	1	Extended	—	—
CPP48HDEWBL					Adhesive	E
CPP48HDVNSWBL					—	—
CPPA48HDWBLY	Angled			SRBM19BLY	—	—
CPPA48HDEWBL					Adhesive	E
CPPA48HDVNSWBL					—	—



## High Density

- Recommended for installations with limited real estate; allows up to 72 connections in 2 rack units

## Faceplate Design

- Faceplate can be removed from the front of the panel, allowing easy access to the connections
- Recommended for installations with space limitation that need labeling
- Includes label pocket with labels and label covers

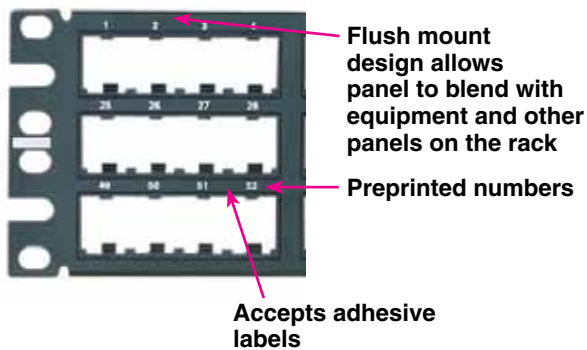


CPPL72WBLY



CPPLA72WBLY

## Flush Mount Design



CPP72FMWBLY



CPPA72FMWBLY

Part Number	Design	Ports	RU	Recommended SRB	Replacement Label	Label	Label (see page 19)
<b>Flush Mount Design</b>							
CPP72FMWBLY	Flat	72	2	Extended	NA	Adhesive	E
CPPA72FMWBLY	Angled			SRBM19BLY			
<b>Faceplate Design</b>							
CPPL72WBLY	Flat	72	2	Extended	C72PPLK	Pocket	D
CPPLA72WBLY	Angled			SRBM19BLY			

### 32 Port

- Recommended for installations in need of a semi-high-density panel in 1 RU



CPP32WBLY

Arranged in groups of 8

Extends 1/8" from the rack



Jacks mount in 90° orientation

Part Number	Design	Ports	RU	Recommended SRB	Label	Label (see page 19)
CPP32WBLY	Flat	32	1	Extended	Adhesive	E

### Wall Mount

- Recommended for wall mount applications with limited space, when few ports are required
- Accepts custom adhesive labels
- Front access for easier access to connections



CPP12WBL (WB89D bracket not included)



89D bracket for use with CPP12WBL

WB89D



Built-in mounting frame

3"

CWPP12WBL


Part Number	Design	Ports	RU	Replacement Faceplate	Label	Label (see page 19)
CPP12WBL	89D	12	—	CFFP4BL	Adhesive	A
CWPP12WBL	Wall Mount		—			

### Standard Density

- Recommended for environments with potential RFI/EMI interference
- Shielded jack module removal tool included



CP16BLY



CP24BLY



CP48BLY



CPA24BLY



CPA48BLY

All stainless steel construction allows shielded jacks to bond directly to panels



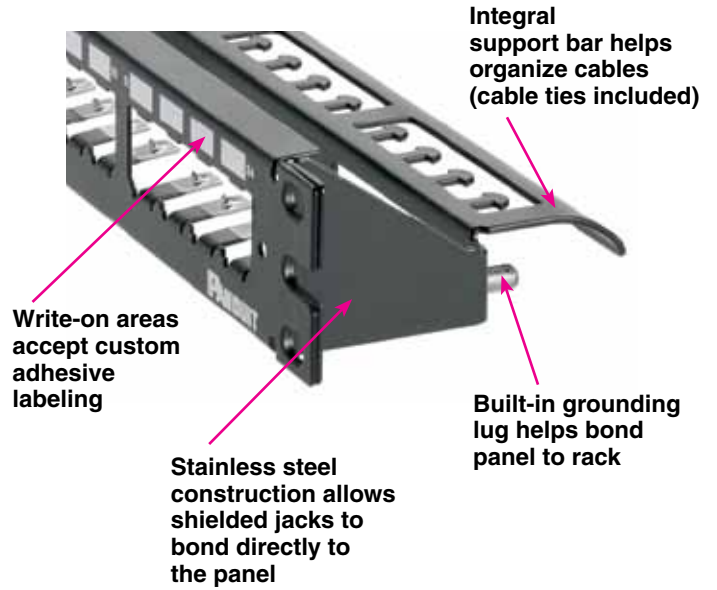
Built in grounding lug bonds panel to rack

Write-on areas accept custom adhesive labeling

Part Number	Design	Ports	RU	Recommended SRB	Label	Label (see page 19)
CP16BLY	Flat	16	1	Extended	Adhesive	F
CP24BLY		24				A
CP48BLY		48	2			
CPA24BLY	Angled	24	1	Straight		
CPA48BLY		48	2			

## Standard Density with Integral Support

- Recommended for environments with potential RFI/EMI interference
- Shielded jack module removal tool included




Part Number	Design	Ports	RU	Label	Label (see page 19)
CP16WSBLY	Flat	16	1	Adhesive	F
CP24WSBL		24			A
CP48WSBLY		48	2		



### High Density

- Recommended for installations with limited real estate and potential RFI/EMI interference
- 48 ports in 1 RU

Preprinted numbers for easy port identification; accepts custom adhesive labeling



Stainless steel construction with metal bonding strip properly bonds shielded jack modules



CP48HDBL



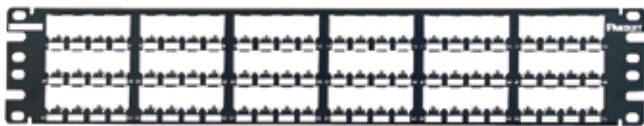
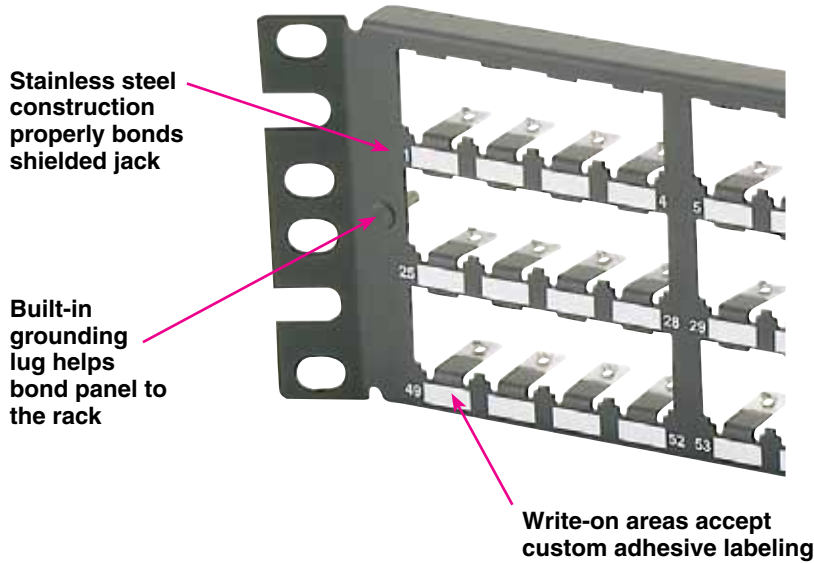
CPA48HDBL

Part Number	Design	Ports	RU	Recommended SRB	Label	Label (see page 19)
CP48HDBL	Flat	48	1	Extended	Adhesive	E
CPA48HDBL	Angled			Straight		

\*Includes trilobular screws to properly bond the panel to the rack

### High Density

- Recommended for installations with limited real estate and potential RFI/EMI interference
- 72 ports in 2 RU
- Shielded jack module removal tool included



CP72BLY



CPA72BLY

Part Number	Design	Ports	RU	Recommended SRB	Label	Label (see page 19)
CP72BLY	Flat	72	2	Extended	Adhesive	E
CPA72BLY	Angled			Straight		

## QuickNet™ Patch Panels

- Designed to work with Panduit's preterminated Copper and Fiber systems
- High density available for areas with limited real estate
- For shielded or unshielded applications



QPP24BL  
QSP24BL^




QPP48HDBL  
QPP48HDVNSBL\*\*  
QSP48HDBL^



QAPP24BL  
QASP24BL^



QAPP48HDBL  
QAPP48HDVNSBL\*\*  
QASP48HDBL^



\*\*Vertical numbering sequence

Part Number	Design	Ports	RU	Recommended SRB	Label	Label (see page 19)
QPP24BL	Flat	24	1	Extended	Adhesive/ QPPLC24	E
QSP24BL^					Adhesive/ QPPLC24	
QPP48HDBL		48			—	—
QPP48HDVNSBL					—	—
QSP48HDBL^					—	—
QAPP24BL	Angled	24		Straight	Adhesive/ QPPLC24	E
QASP24BL^					Adhesive/ QPPLC24	
QAPP48HDBL		48			—	—
QAPP48HDVNSBL					—	—
QASP48HDBL^					—	—

^Shielded

### Patch Panel Kits

- One easy-to-order part number with all necessary components
- Select kits available in flat or angled style, in multiple performance levels



### Unshielded

Supplied with black Mini-Com® Giga-TX™ Jack Modules



Category 6A  
CJ6X88TGBL

Part Number	Category	Ports	Patch Panel	Style	RU	Labeling	Label (see page 19)
CPPKL6ATG24WBL	6A	24	CPPL24WBLY	Flat	1	Pocket	A, B
CPPKL6ATG48WBL		48	CPPL24WBLY		2		A, B
CPPKLA6ATG24WBL		24	CPPLA24WBLY	Angled	1		A, B
CPPKLA6ATG48WBL		48	CPPLA24WBLY		2		A, B



Category 6  
CJ688TGBL

CPPK6G24WBL	6	24	CPP24WBLY	Flat	1	Adhesive	A
CPPKL6G24WBL			CPPL24WBLY			Pocket	A, B
UICMPPK6G24BL			UICMPP24BLY				E, G, H
CPPKA6G24WBL			CPPA24WBL*	Adhesive		A	
CPPKLA6G24WBL			CPPLA24WBLY	Pocket		A, B	
UICMPPKA6G24BL			UICMPPA24BLY			E, G, H	



Category 5e  
CJ5E88TGBL

CPPKL5EG24WBL	5e	24	CPPL24WBLY	Flat	1	Pocket	A, B
UICMPPK5EG24BL			UICMPP24BLY				E, G, H

\* This patch panel only available in this kit

### Shielded

Supplied with Mini-Com® Giga-TX™ Shielded Jack Modules and strain relief bars.



Category 6  
CJS688TGY

Part Number	Category	Ports	Patch Panel	Included SRB	Style	RU	Labeling	Label (see page 19)
CP24WSK6TGLGY	6	24	CP24WSLGY^	Integrated	Flat	1	Adhesive	A
CP24WSBBK6TGBL			CP24BLY	SRBBRCT-KIT				
CP24WSBBK6TGLG			CP24LGY^					

^ The color of this patch panel is light gray. All other panels are black.

### Coupler panels

Supplied with preinstalled couplers




Category 6A  
CC6X88BL  
Category 6  
CC688BL  
Category 5e  
CC5E88BL

Part Number	Category	Ports	Patch Panel	Style	RU	Labeling	Label (see page 19)
CP246X88BL	6A	24	CPP24WBLY	Flat	1	Adhesive	A
CP24688BL	6		CPP24WBLY				
CP245E88BLY	5e		CPP24WBLY				



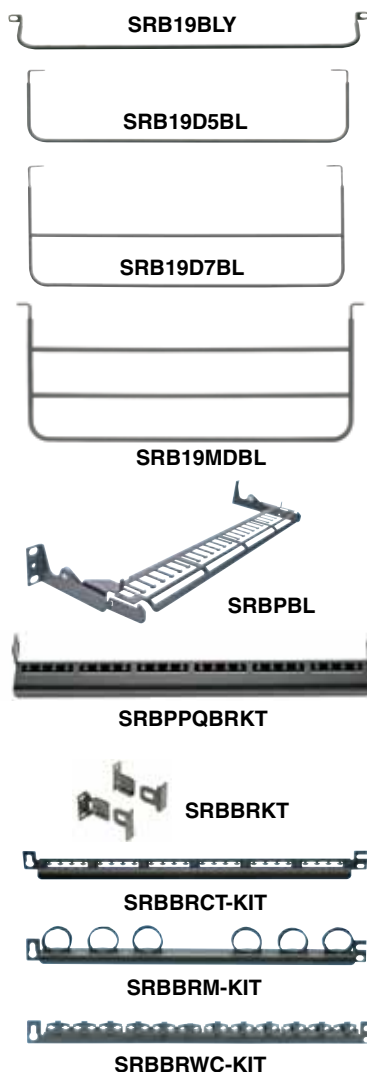
### Strain Relief Bars

#### Straight



<b>SRBS19BL-XY</b>	Straight strain relief bar. Package of 10.
<b>SRBWCY</b>	Straight strain relief bar with clips
<b>SRBM19BLY</b>	Straight strain relief bar with Tak-Ty® Hook & Loop Cable Ties
<b>SRBCT</b>	Straight strain relief bar with cable ties

#### Extended



<b>SRB19BLY</b>	Extended strain relief bar — 2"
<b>SRB19D5BL</b>	Extended strain relief bar — 5"
<b>SRB19D7BL</b>	Extended strain relief bar — 7"
<b>SRB19MDBL</b>	Extended multi-depth strain relief bar — 7"
<b>SRBPBL</b>	Extended pivoting strain relief bar
<b>SRBPPQBRKT</b>	Direct mount PP strain relief bar

#### Quick Release Bracket Kits

<b>SRBRRKT</b>	Quick release brackets
<b>SRBRRCT-KIT</b>	Quick release bracket + SRB with cable ties (SRBRRKT + SRBCT)
<b>SRBRRM-KIT</b>	Quick release bracket + SRB with Tak-Ty® Cable Ties (SRBRRKT + SRBM19BLY)
<b>SRBRRWC-KIT</b>	Quick release bracket + SRB with clips (SRBRRKT + SRBWCY)



CPATCBL



CPAF1BL



CPAF2BL



DPFP1



DPFP2



DPFP4



DPFP8



FLBSIM-Y



TLBP1S-V, TLBP1R-V



TLBP2S-V, TLBP2R-V



PEB1



PEB2

### Angled Covers

CPATCBL	Transitional cover
CPAF1BL	Blank angled cover — 1 RU
CPAF2BL	Blank angled cover — 2 RU

### Flat Covers

DPFP1	Blank flat cover — 1 RU
DPFP2	Blank flat cover — 2 RU
DPFP4	Blank flat cover — 4 RU
DPFP8	Blank flat cover — 8 RU
FLBSIM-Y	Full length blanking shade 4-45 RU

### Tool-Less Blanking Panels

TLBP1S-V	For 3/8" cage nut holes — 1 RU
TLBP2S-V	For 3/8" cage nut holes — 2 RU
TLBP1R-V	For tapped rails — 1 RU
TLBP2R-V	For tapped rails — 2 RU

### Extender Brackets

PEB1	Converts 19" panels to 23" panels — 1 RU
PEB2	Converts 19" panels to 23" panels — 2 RU

### Mounting Screws

	Standard	Bonding Green	Bonding Black
Imperial size #12-24 x 0.5" round head	S1224-C	RGTBSG-C	RGTBS-C
Metric size #M6-1.0mm x 0.15mm	CNWSM6-C	RGTBSM6G-C	RGTBSM6-C

### Labeling Options

	Laser/Ink	LS8	Thermal
A	C252X030FJJ	C252X030FJC	C252X030YPT
B	C261X035Y1J	C261X035Y1C	C261X035Y1T
C	C390X030Y1J	C390X030Y1C	C390X030Y1T
D	C282X030Y1J	C282X030Y1C	—
E	—	T024X000VPC-BK	T024X000FJT
F	C061X030Y1J	C061X030FJC	C061X030YPT
G	—	UILS8BW	—
H	UILJ4	—	—

■ Adhesive


### Unshielded

Part Number	Ports	Other Labeling Solution
CPP24WBLY	24	A
CPPL24WBLY		A, B
CPPL24M6BLY		C
CPPL24WRBLY		A, B
CPP24FMWBLY		A
CPPA24FMWBLY		A
CPPLA24WBLY		A, B
UICMPP24BLY		E, G, H
UICMPPA24BLY		E, G, H
CPP48WBLY		48
CPPL48WBLY	A, B	
CPPL48M6BLY	C	
CPP48FMWBLY	A	
CPPA48FMWBLY	A	
CPPLA48WBLY	A, B	
CPP48HDWBLY	-	
CPPA48HDWBLY	-	
CPP48HDEWBL	E	
CPPA48HDEWBL	E	
UICMPP48BLY	MISC	E, G, H
UICMPPA48BLY		E, G, H
CPPL72WBLY		D
CPPLA72WBLY		D
CPP32WBLY		E
CWPP12WBL		A
CPP12WBL		A
CPP72FMWBLY		E
CPPA72FMWBLY		E

### Shielded

CP16BLY	16	F
CP16WSBLY		
CP24BLY	24	A
CP24WSBLY		
CPA24BLY		
CP48BLY	48	A
CP48WSBLY		
CPA48BLY		
CP72BLY	72	E
CPA72BLY		
CP48HDBL	48HD	E
CPA48HDBL		

Permanent labeling is critical for all network cabling system installations. Panduit labeling solutions provide clean and efficient labeling of the network physical infrastructure in accordance with TIA/EIA-606-B.



TDP43ME

Part Number	Description
TDP43ME	300 dpi printer; includes printer, Panduit® Easy-Mark™ Labeling Software, RMEH4BL hybrid black ribbon, AC power adapter with US power cord, USB cable, user manual, quick start card, and driver disk.



LS8Q

Part Number	Description
LS8EQ	Includes LS8EQ printer with QWERTY keyboard, one cassette of S100X150VAC self-laminating labels, six AA alkaline batteries and quick reference card.



LS8E

Part Number	Description
LS8EQ	Includes LS8E printer, one cassette of S100X150VAC self-laminating labels, six AA alkaline batteries and quick reference card.

## Real-World Solutions

With a proven reputation for excellence and innovation, Panduit and our partners work with you to overcome challenges and implement real-world solutions that create a competitive business advantage. Panduit offers the broadest range of solutions, from data centers and intelligent buildings to manufacturing operations, to help you build a **smarter, unified business foundation**.



### Technology Leadership

Panduit develops innovative physical infrastructure solutions that meet the rapidly changing needs of our clients, from hardware and software to advisory services. This commitment is supported by investment in advanced research, solutions-focused product development, world-class manufacturing, and collaboration with customers at the forefront of technology.



### Partner Ecosystem

Our best-in-class partner ecosystem offers a comprehensive portfolio of services that span the project lifecycle, from planning and design to delivery, deployment, maintenance, and operation. Panduit business partners – distributors, and certified architects, consultants, engineers, designers, system integrators, and contractors – are qualified to help you achieve your objectives and realize predictable and measurable results.



### Strategic Alliances

Panduit cultivates long-term strategic alliances with industry leaders, including Cisco Systems, EMC, IBM, and Rockwell Automation, to develop, optimize, and validate solutions for our customers. This investment in people and resources helps solve our customers' greatest business challenges.



### Global Business Commitment

Panduit is committed to delivering a consistently high level of quality and service the world over. With a presence in more than 100 countries, local Panduit sales representatives and technical specialists offer guidance and support that bring value to your business. Our global supply chain, which includes manufacturing, customer service, logistics, and distribution partners, provides prompt response to your inquiries and streamlines delivery to any worldwide destination.



### Sustainability

With a commitment to environmental sustainability, Panduit develops and implements solutions that protect, replenish, and restore the world in which we live. This commitment is demonstrated by Panduit's LEED Gold certified World Headquarters, leveraging the Unified Physical Infrastructure<sup>SM</sup> approach to enable convergence of critical building systems to drive energy efficiency and ongoing operational improvement.

*Transform Your  
Physical Infrastructure*

*Call or visit us online,  
we can show you how.*

**Panduit Corp.**  
**World Headquarters**  
**Tinley Park, IL 60487**

**cs@panduit.com**  
**US and Canada: 800.777.3300**  
**Europe, Middle East, and Africa:**  
**44.20.8601.7200**  
**Latin America: 52.33.3777.6000**  
**Asia Pacific: 65.6305.7575**

**www.panduit.com**

**PANDUIT®**