

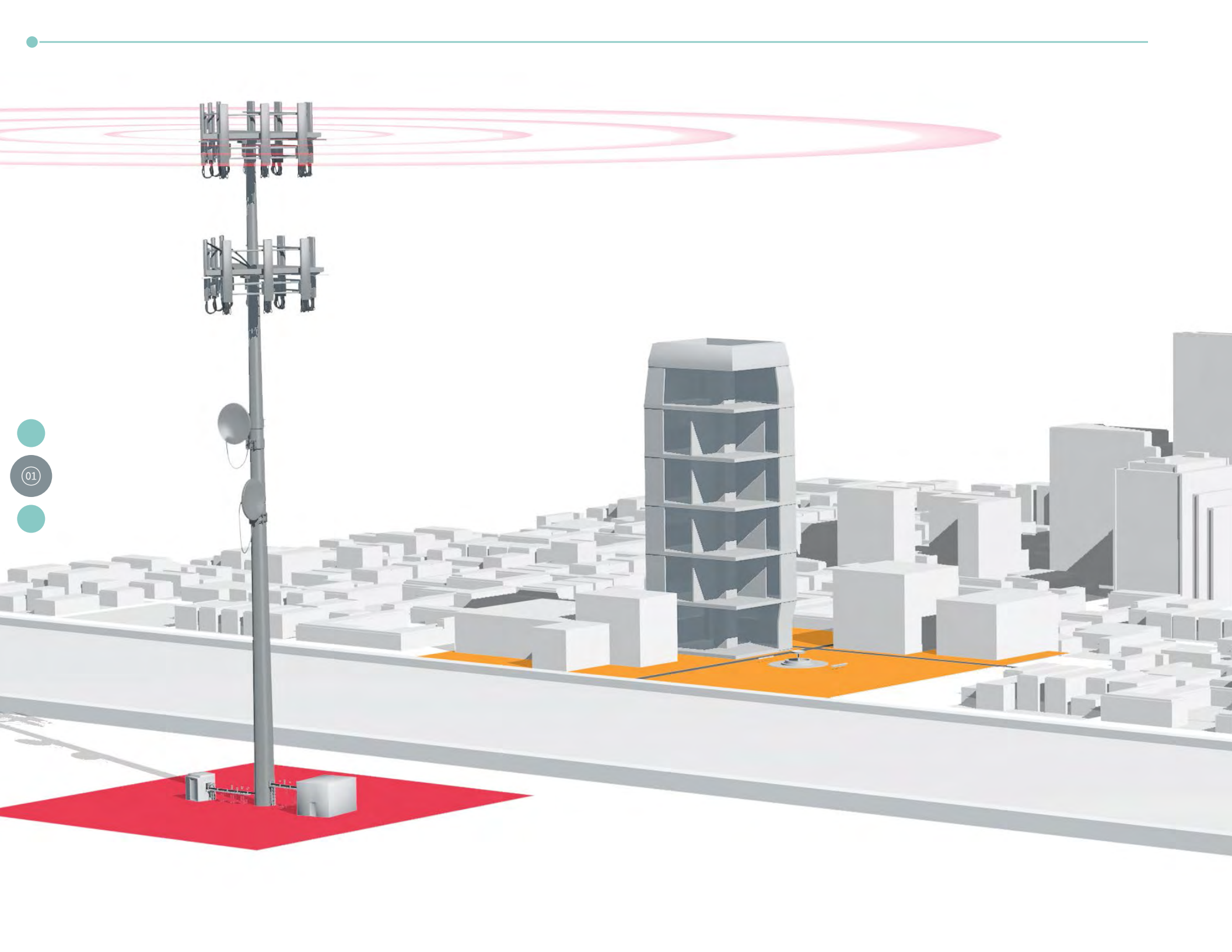


Wireless

Cabling Solutions

Application Guide






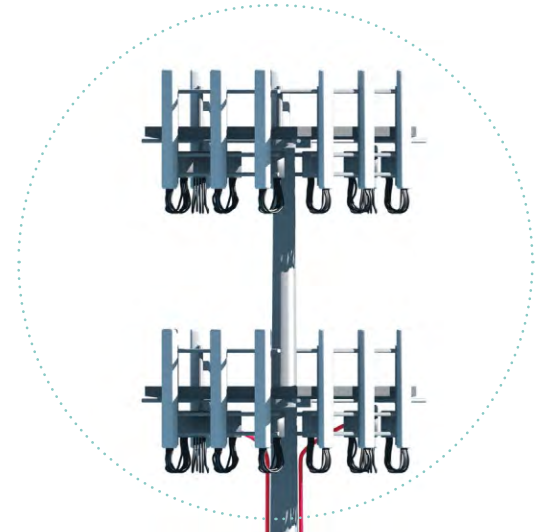
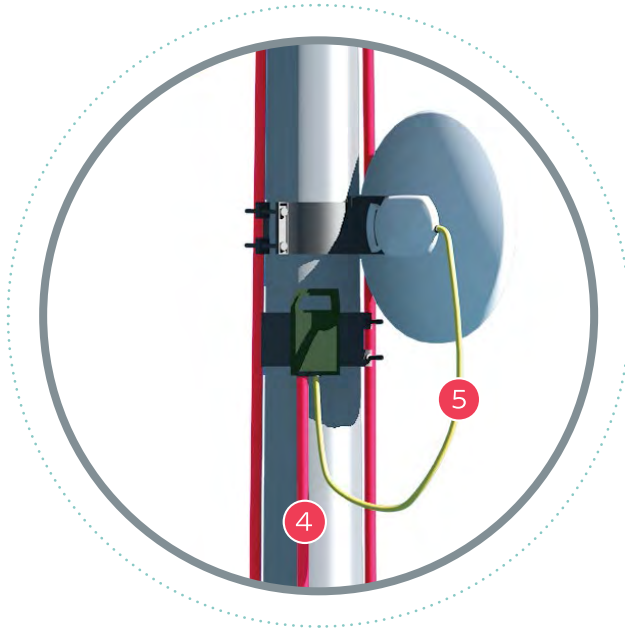
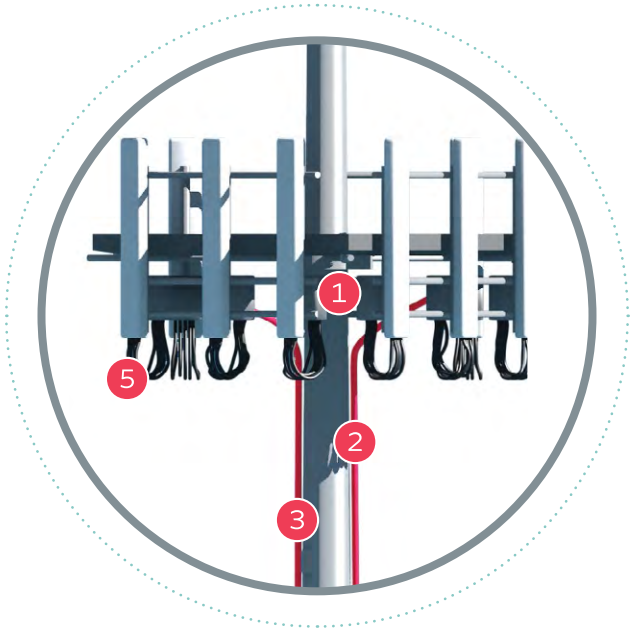


Delivering Wireless Cable Solutions for the HetNet

We provide our customers with a broad portfolio of cable products and accessories designed for the modern wireless heterogeneous network (HetNet), including coaxial, fiber, power, hybrid and category cables, as well as connectors and jumpers used for cell towers, Small Cells and Distributed Antenna Systems (DAS). Our coaxial cable products offer industry-leading electrical

performance, with low attenuation, low VSWR and low PIM. We have manufacturing facilities throughout the United States, and we offer the shortest lead times in the industry, getting products to our customers when they need them in order to complete their projects on time.





03

From the Bottom Up We Have You Covered



Superior Essex Macro Cell and transmission line products are designed to withstand extreme cell tower weather and temperature conditions while providing the electrical performance necessary for reliable high-speed broadband communications. Our cabling solutions include fiber, power and hybrid cable products for Remote Radio Heads (RRH), Power over Ethernet (PoE) cable for outdoor split-mount microwave systems, and traditional base-station Radio Frequency (RF) feeder applications. With a wide range of sizes, configurations and rugged designs, Superior Essex has all the cable you need to complete your tower installation from the bottom up.

DIN
Connectors



RF Feeder

RRH Cable



Backhaul
Fiber and PoE

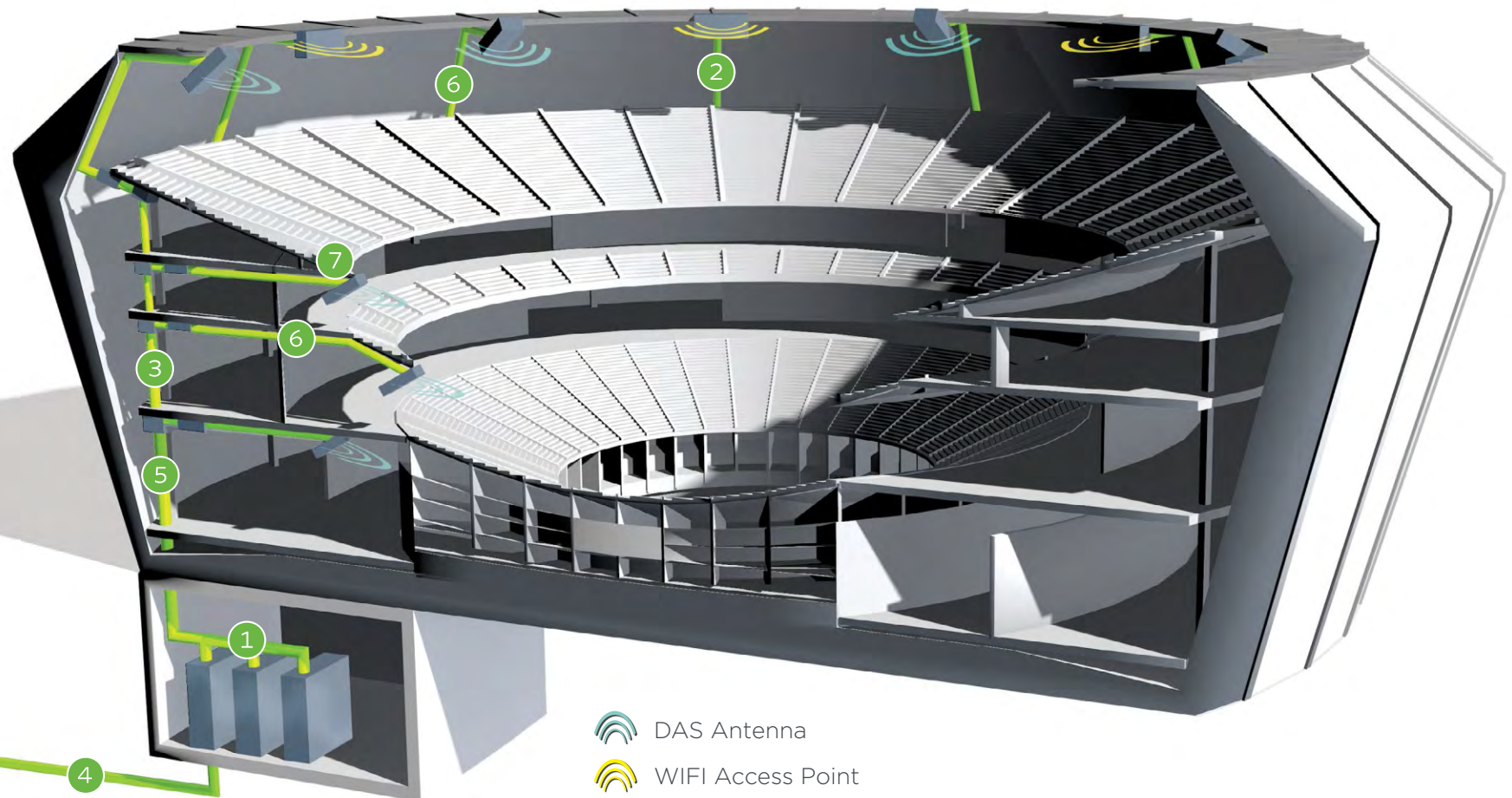
RF Jumper



Tower
Accessories


Operate at Maximum Capacity

Stadiums, arenas and entertainment venues are challenged with supporting increasingly high volumes of data traffic during game-days and events. To help venue owners and managers meet their growing network demands, Superior Essex offers indoor/outdoor coaxial, fiber and hybrid cable for DAS and Ethernet cable for carrier WiFi. With reliable, industry-leading electrical performance across multiple frequency bands, our cable products ensure that your network operates at maximum capacity.





RF Jumpers



PoE




DAS Hybrid



Backhaul



Optical Fiber



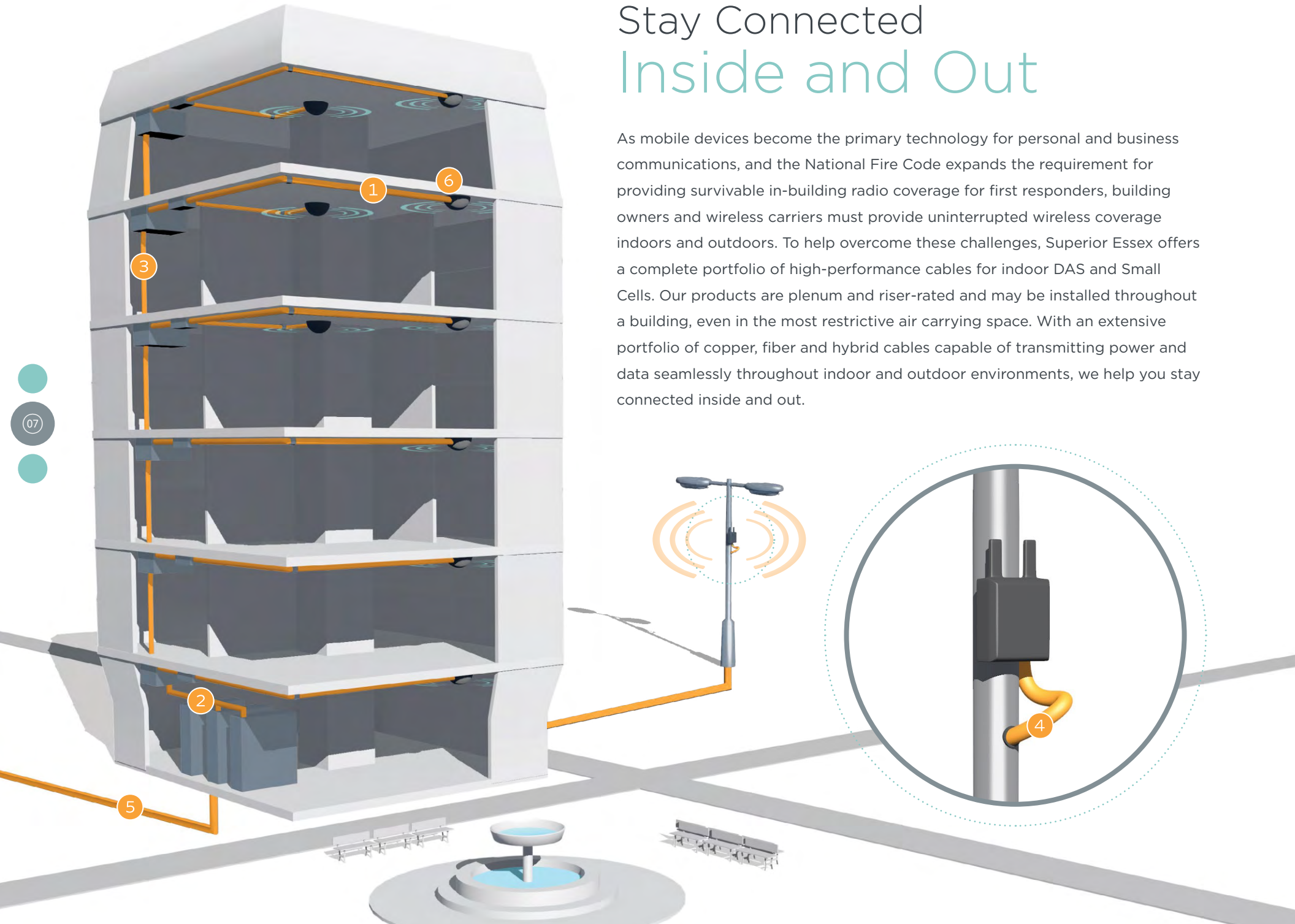
Indoor/Outdoor
Coax



Type N
Connectors

Stay Connected Inside and Out

As mobile devices become the primary technology for personal and business communications, and the National Fire Code expands the requirement for providing survivable in-building radio coverage for first responders, building owners and wireless carriers must provide uninterrupted wireless coverage indoors and outdoors. To help overcome these challenges, Superior Essex offers a complete portfolio of high-performance cables for indoor DAS and Small Cells. Our products are plenum and riser-rated and may be installed throughout a building, even in the most restrictive air carrying space. With an extensive portfolio of copper, fiber and hybrid cables capable of transmitting power and data seamlessly throughout indoor and outdoor environments, we help you stay connected inside and out.





DAS Coax



DAS Jumpers



Optical Fiber*



DAS Hybrid*



CAT 6



Backhaul




Type N & DIN
Connectors

*Based on application


DAS CABLE AND CONNECTORS

	Product Name	Compatible DIN Connectors	Compatible N Connectors	Connector Interface Type	
				Gender	Straight or Angle
Riser	HFSC-12DR ½" Super Flexible, Foam Dielectric Copper Corrugated Outer Conductor ETL listed CMR	CHFS-12DM	CHFS-12NM	Male	Straight
		CHFS-12DF	CHFS-12NF	Female	Straight
		CHFS12DMR	CHFS12NMR	Male	Right Angle
		CHFS12DFR	CHFS12NFR	Female	Right Angle
	LHF-12DR ½" Low Loss, High Flexible, Foam Dielectric Copper Corrugated Outer Conductor ETL Listed CMR	CLH-12DM	CLH-12NM	Male	Straight
		CLH-12DF	CLH-12NF	Female	Straight
		CLH-12DMR	CLH-12NMR	Male	Right Angle
		CLH-12DFR	CLH-12NFR	Female	Right Angle
	HFAC-12DR ½" Low Loss, High Flexible, Foam Dielectric Aluminum Corrugated Outer Conductor ETL Listed CMR	CHFA-12DM	CHFA-12NM	Male	Straight
CHFA-12DF		CHFA-12NF	Female	Straight	
-		CHFA12NMR	Male	Right Angle	
-		CHFA12NFR	Female	Right Angle	
Plenum	HFSC-12DP ½" Super Flexible, Air Dielectric Copper Corrugated Outer Conductor ETL Listed CMP	CHFSP12DM	CHFSP12NM	Male	Straight
		CHFSP12DF	CHFSP12NF	Female	Straight
		CHFSP12DMR	CHFSP12NMR	Male	Right Angle
		CHFSP12DFR	CHFSP12NFR	Female	Right Angle
	LHF-12DP ½" Low Loss, High Flexible, Air Dielectric Copper Corrugated Outer Conductor ETL Listed CMP	CLHP-12DM	CLHP-12NM	Male	Straight
		CLHP-12DF	CLHP-12NF	Female	Straight
		CLHP12DMR	CLHP12NMR	Male	Right Angle
		CLHP12DFR	CLHP12NFR	Female	Right Angle
	HFAC-12DP ½" Low Loss, High Flexible, Air Dielectric Aluminum Corrugated Outer Conductor ETL Listed CMP	CHFAP12DM	CHFAP12NM	Male	Straight
		CHFAP12DF	CHFAP12NF	Female	Straight
		CHFAP12DMR	CHFAP12NMR	Male	Right Angle
		CHFAP12DFR	CHFAP12NFR	Female	Right Angle

CABLE PREP TOOLS



Part Number	Description	Compatible Cable/ Tool
T-HFSC12DR	Cable Prep Drill Tool	HFSC-12DR
T-LHF12DR	Cable Prep Drill Tool	LHF-12DR
T-HFAC12DR	Cable Prep Drill Tool	HFAC-12DR
T-HFSC12DP	Cable Prep Drill Tool	HFSC-12DP
T-LHFA12DP	Cable Prep Drill Tool	LHF-12DP, HFAC-12DP




Part Number	Description	Compatible Cable/ Tool
TF-LHFA12	Flare and Foam Separator	LHF-12DP, LHF-12DR, HFAC-12DP, HFAC-12DR
TF-HFSC12	Flare and Foam Separator	HFSC-12DP, HFSC-12DR

DAS JUMPERS

	Part Number ¹	Cable Size and Type	Interface Type End 1	Interface Type End 2
Riser	JR12xNMNM	½" HFSC-12DR	N Male	N Male
	JR12xNMNF		N Male	N Female
	JR12xNFNF		N Female	N Female
	JR12xNMRM		N Male	N Male Right Angle
	JR12xNMRF		N Male	N Female Right Angle
	JR12xNFRF		N Female	N Female Right Angle
Plenum	JP12xNMNM	½" HFSC-12DP	N Male	N Male
	JP12xNMNF		N Male	N Female
	JP12xNFNF		N Female	N Female
	JP12xNMRM		N Male	N Male Right Angle
	JP12xNMRF		N Male	N Female Right Angle
	JP12xNFRF		N Female	N Female Right Angle

¹Where "x" = jumper cable length (i.e. 1 meter, 2 meters or 3 meters).



Part Number	Description	Compatible Cable/ Tool
TBK-LHFA12	Replacement Blade Kit for Automatic Cable Prep Tool	T-LHFA12DP, T-LHF12DR, T-HFAC12DR
TBK-HFSC12	Replacement Blade Kit for Automatic Cable Prep Tool	T-HFSC12DP, T-HFSC12DR



RF CABLE AND CONNECTORS

	Product Name	Compatible DIN Connectors	Compatible N Connectors	Connector Interface Type	
				Gender	Straight or Angle
Super Flex	 HFSC-12D ½" Super Flexible Foam Dielectric Copper Corrugated Outer Conductor	CHFS-12DM	CHFS 12NM	Male	Straight
		CHFS-12DF	CHFS-12NF	Female	Straight
		CHFS12DMR	CHFS12NMR	Male	Right Angle
		CHFS12DFR	CHFS12NFR	Female	Right Angle
Low Loss	 LHF-12D ½" Low Loss Feeder Dielectric Copper Corrugated Outer Conductor	CLH-12DM	CLH-12NM	Male	Straight
		CLH-12DF	CLH-12NF	Female	Straight
		CLH-12DMR	CLH-12NMR	Male	Right Angle
		CLH-12DFR	CLH-12NFR	Female	Right Angle
Ultra Low Loss	 LHF-33D 1¼" Low Loss Feeder Dielectric Copper Corrugated Outer Conductor	CLH-33DM	CLH-33NM	Male	Straight
		CLH-33DF	CLH-33NF	Female	Straight
Ultra Low Loss	 LHF-22DU ⅞" Ultra Low Loss Feeder Dielectric Copper Corrugated Outer Conductor	CLH-22DM	CLH-22NM	Male	Straight
		CLH-22DF	CLH-22NF	Female	Straight
	 LHF-42DUF 1⅞" Ultra Low Loss Feeder Dielectric Copper Corrugated Outer Conductor	CLH-42DM	CLH-42NM	Male	Straight
		CLH-42DF	CLH-42NF	Female	Straight

RF JUMPERS

Part Number ¹	Cable Assembly Size and Type	Interface Type		
		End 1	End 2	
J12-xDMDM	½" HFSC	DIN Male	DIN Male	
J12-xNMNM		N Male	N Male	
J12-xDMDF		DIN Male	DIN Female	
J12xNMNMR		N Male	N Male Right Angle	
J12xDMDMR		DIN Male	DIN Male Right Angle	

¹Where "x" = jumper cable length is 1 - 6 Meters.

ADAPTER KITS

Part Number	Description	Unit of Measure
RM-A100	1" to 2" Round Adapters	Kit of 10
RM-A300	3" to 4" Round Adapters	Kit of 10
SA-SS200	1½" to 3½" Stand-Off Adapters	Kit of 10
SA-SS300	2" to 4.5" Stand-Off Adapters	Kit of 10
L-SA-38	3-Way Stand-Off Adapters	Kit of 10
AA-SL	Angle Adapters	Kit of 10

HANGER KITS

	Part Number	Description	Unit of Measure
Standard	LBHS12NH	½" Cable Standard Hangers	Kit of 10
	LBHS22NH	⅞" Cable Standard Hangers	Kit of 10
	LBHS33NH	1¼" Cable Standard Hangers	Kit of 10
	LBHS42NH	1⅞" Cable Standard Hangers	Kit of 10
Stackable Snap-In	L-SH-S12	½" Cable Stackable Snap-In Hangers	Kit of 10
	L-SH-S22	⅞" Cable Stackable Snap-In Hangers	Kit of 10
	L-SH-S33	1¼" Cable Stackable Snap-In Hangers	Kit of 10
	L-SH-S42	1⅞" Cable Stackable Snap-In Hangers	Kit of 10

	Part Number	Description	Unit of Measure
Universal Snap-In	L-SH-U12	½" Cable Universal Snap-In Hangers	Kit of 10
	L-SH-U22	⅞" Cable Universal Snap-In Hangers	Kit of 10
	L-SH-U33	1¼" Cable Universal Snap-In Hangers	Kit of 10
	L-SH-U42	1⅞" Cable Universal Snap-In Hangers	Kit of 10

OTHER ACCESSORIES



	Part Number	Description	Unit of Measure
Grounding	L-GK-C12	½" Cable Grounding Kit - Clip-on Type	Kit
	L-GK-C22	⅞" Cable Grounding Kit - Clip-on Type	Kit
	L-GK-C42	1⅞" Cable Grounding Kit - Clip-on Type	Kit
Hoisting Grips	L-HG-12	½" Cable Hoisting Grip - Lace-Up	Each
	L-HG-22	⅞" Cable Hoisting Grip - Lace-Up	Each
	L-HG-33	1¼" Cable Hoisting Grip - Lace-Up	Each
	L-HG-42	1⅞" Cable Hoisting Grip - Lace-Up	Each
	L-HG-12L	½" Cable Hoisting Grip - Pre-Laced	Each
	L-HG-22L	⅞" Cable Hoisting Grip - Pre-Laced	Each
	L-HG-42L	1⅞" Cable Hoisting Grip - Pre-Laced	Each
Tools	L-CT-12D	½" Cable Cutting Tool - LHF and HFAC	Each
	L-CT-12DS	½" Cable Cutting Tool - HFSC	Each
	L-CT-22D	⅞" Cable Cutting Tool - LHF	Each
	L-FT-42D	1⅞" Cable Cutting Tool - LHF	Each
Miscellaneous	L-WK-U	Universal Weatherproofing Kit	Kit
	GB0424TU	Ground Bus Bar Kit	Kit
	WPSANT12D	Weather Proofing Shell - Antenna to ½" DIN	Each
	WPS12158D	Weather Proofing Shell - ½" to 1⅞" DIN	Each
	WATS-38	Anti-Theft Hardware Kit	Kit

Detailed information for each product can be found in its product data sheet, which is available either at SuperiorEssex.com or upon request. All information, content, data, specifications, packaging and part numbers detailed herein are subject to change. For the most up-to-date information, please visit SuperiorEssex.com. Purchase of this product is subject exclusively to the then current Superior Essex International LP Terms and Conditions of Sale for Communications and Energy Cable, Wire and Connectivity Products, which can be found on our website, SuperiorEssex.com, or provided to you upon request.





HYBRID / FIBER















DAS HYBRID

	Product Name	Part Number	Conductor Count	Conductor Type	AWG (mm)	Fiber Count	Fiber Type
	DAS Hybrid Fiber + Copper, Plenum	F4C2-012U13-6991-CE5	4	19 x 0.185"	12 (2.05)	12	SMF TeraFlex® Bend Resistant G.657.A1
	Interlock Armored DAS Hybrid Fiber + Copper, Plenum	F2C2-012U13-6991-CE5	4	19 x 0.185"	12 (2.05)	12	SMF TeraFlex Bend Resistant G.657.A1

FIBER-TO-THE-ANTENNA (FTTA)

	Product Name	Part Number	Conductor Count	AWG (mm)	Fiber Component	Fiber Count
	Fiber-to-the-Antenna (FTTA) OFNR	53012K01Q	-	-	Central tube	12
		53024K01Q				24
		53048K01Q				48
	Fiber-to-the-Antenna (FTTA) Hybrid Fiber + Power	GM012K221	6	8 (3.26)	Tight buffer	12
		GM012K111			Central tube	
		GM012K011			Loose tube	

PREMISES FIBER (LOOSE TUBE)

	Product Name	Listing	Part Number ¹	Configuration	Fiber Count	Package	EPD	HPD
	Microarray Data Center Interconnect	OFNR	P3***xx01	3 mm Round	2 - 12	Reel		
			P3024xxA1	Duplex	24			
		OFNP	V4***xx01	2 mm Round	2 - 12			
			P4***xx01	3 mm Round	2 - 12			
			P4024xxC1	3.8 mm Round	24			
	2 mm Microarray Breakout	OFNP	V4***xxB1	Multi-unit	24, 36	Reel		
			V4***xx01	Multi-unit	48, 144			
	2 mm Interlock Armored, Microarray Breakout	OFCP	L4***VB1	Multi-unit	24, 36	Reel		-
			L4***V01	Multi-unit	48, 144			
	3 mm Microarray Breakout	OFNR	P3024xxB1	Multi-unit	24	Reel		
			P3***xx01		48 - 144			
		OFNP	P4024xxB1	Multi-unit	24			
			P4***xx01		48 - 144			
	3 mm Interlock Armored, Microarray Breakout	OFCR	L3024xPB1	Multi-unit	24	Reel		
			L3***P01		48 - 144			
		OFCP	L4024xPB1		24			
			L4***P01		48 - 144			

¹Where "****" = fiber count (i.e. 002, 004, 006, 008, 012, 018, 024, 036, 048, 060, 072, 096, 144) and "x" or "xx" = fiber type (refer to key below).

Detailed information for each product can be found in its product data sheet, which is available either at SuperiorEssex.com or upon request. All information, content, data, specifications, packaging and part numbers detailed herein are subject to change. For the most up-to-date information, please visit SuperiorEssex.com. Purchase of this product is subject exclusively to the then current **Superior Essex International LP Terms and Conditions of Sale for Communications and Energy Cable, Wire and Connectivity Products**, which can be found on our website, SuperiorEssex.com, or provided to you upon request.

SUSTAINABILITY

Environmental Product Declaration (EPD)

A source of transparent, scientifically-based information that discloses the potential environmental impact of a product or product family.

Health Product Declaration™ (HPD™)

A report that describes product contents and each ingredient's relationship to human and ecological health.

KEY

Single Mode Fiber (SMF) Types




	TeraFlex® Bend Resistant		
	G.657.A1	G.657.A2	G.657.B3
¹ Replace "x" with:	K	J	L
² Replace "xx" with:	K1	J1	L1
Premises Jacket Colors	Yellow		

Multimode Fiber (MMF) Types

	TeraFlex Bend Resistant Laser Optimized 50/125		
	10G/150	10G/300	10G/550
¹ Replace "x" with:	M	N	P
² Replace "xx" with:	MG	NG	PG
Premises Jacket Colors	Aqua		

PREMISES FIBER (TIGHT BUFFER)

KEY

Product Name	Listing	Part Number ¹	Configuration	Fiber Count	Package	EPD	HPD
 <p>Simplex, Duplex and Quad Interconnect</p>	OFNR	33***xx01	3 mm Round	1	Reel	✔	✔
		A3001xx01	2 mm Round	1			
		B3002xx01	3 mm Zip	2			
		C3002xx01	2 mm Zip	2			
		33***xyyy	Round	2, 4			
	OFNP	34***xx01	3 mm Round	1	Reel	✔	✔
		A4001xx01	2 mm Round	1			
		B4002xx01	3 mm Zip	2			
		C4002xx01	2 mm Zip	2			
			34***xyyy	Round	2, 4	Refer to key	
 <p>Single Unit Distribution</p>	OFNR	43***xyyy	Single unit	6, 8, 12	Refer to key	✔	✔
		43***xK01		18, 24	Reel		
	OFNP	44***xyyy		6, 8, 12	Refer to key		
		44***xK01		18, 24	Reel		
 <p>Rugged Indoor/Outdoor MDU</p>	OFNR	D5001L5yy	Round	1	Refer to key	✔	✔
 <p>Indoor/Outdoor Sunlight Resistant</p>	OFNP	W4***xyyy	Single unit	2 - 12	Refer to key	✔	✔
		W4024xK01		24	Reel		
		24***xx01		Multi-unit	18 - 72		
 <p>Single Unit, Interlock Armored, Tight Buffer</p>	OFCR	L3***x301	Single unit	2, 4	Reel	✔	✔
		L3***x401		6, 8, 12			
		L3***xK1Q		18, 24			
	OFCP	L4***x301	2, 4				
		L4***x401	6, 8, 12				
		L4***xK1Q	18, 24				

Single Mode Fiber (SMF) Types				
	Reduced Water Peak	TeraFlex® Bend Resistant		
		G.657.A1	G.657.A2	G.657.B3
¹ Replace "x" with:	3	K	J	L
¹ Replace "xx" with:	31	K1	J1	L1
Premises Jacket Colors	Yellow			
I/O Jacket Color	Black			

Multimode Fiber (MMF) Types				
	TeraGain® 62.5/125	TeraFlex Bend Resistant Laser Optimized 50/125		
		10G/150	10G/300	10G/550
¹ Replace "x" with:	6	M	N	P
¹ Replace "xx" with:	6G	MG	NG	PG
Premises Jacket Colors	Orange	Aqua		
I/O Jacket Color	Black			

Packaging Options				
	Cut to Length Plywood reel	1,000 ft BrakeBox	1,500 ft BrakeBox	2,000 ft BrakeBox
¹ Replace "yy" with:	01	BB	BD	BC

¹Where "****" = fiber count (i.e. 002, 004, 006, 008, 012, 018, 024, 036, 048, 060, 072, 096, 144) and "x" or "xx" = fiber type (refer to keys below).

OSP FIBER
























Product Name	Series	Features	Part Number ¹	Fiber Count
 <p>Loose Tube Single Jacket Single Armor</p>	12D	Dri-Lite gel-free	12***xD0b	6 - 288
	12	PFM gel-filled	12***xz0b	2 - 288

¹Where "****" = fiber count (i.e. 002, 004, 006, 008, 012...), "x" = fiber type, "z" = special attribute, "b" = jacket print code and "0" = standard product (refer to keys below).

Detailed information for each product can be found in its product data sheet, which is available either at SuperiorEssex.com or upon request. All information, content, data, specifications, packaging and part numbers detailed herein are subject to change. For the most up-to-date information, please visit SuperiorEssex.com. Purchase of this product is subject exclusively to the then current Superior Essex International LP Terms and Conditions of Sale for Communications and Energy Cable, Wire and Connectivity Products, which can be found on our website, SuperiorEssex.com, or provided to you upon request.

PREMISES / OUTSIDE PLANT COPPER

PREMISES COPPER

Product Name	Listing	Part Number ¹	Package	EPD	HPD
 10Gain® XP CAT 6A	CMR	6H-272-xA	1,000' Reel		
	CMP	6H-272-xB			
 10Gain CAT 6A	CMR	6A-272-xA	1,000' Reel		
	CMP	6A-272-xB			
 NextGain® CAT 6eX	CMR	54-246-xA	1,000' BrakeBox®		
	CMP	54-246-xB	1,000' BrakeBox		
 DataGain® CAT 6+	CMR	66-246-xA	1,000' BrakeBox		
	CMP	66-240-xA	1,000' POP™ box		
		66-246-xB	1,000' BrakeBox		
 CAT 6	CMR	77-246-xA	1,000' BrakeBox		
	CMP	77-240-xA	1,000' POP box		
		77-246-xB	1,000' BrakeBox		
 Interlock Armored Premises Copper CAT 6 (single component)	CMR	K4-199-xA ²	1,000' Reel	-	-
		L4-199-xA ³			
 Interlock Armored Premises Copper CAT 6 (dual component)	CMR	K4-299-SA ²	1,000' Reel	-	-
		L4-299-SA ³			
 Cobra CAT 5e+	CMR	52-200-x5	1,000' Reel-in-a-Box		
	CMP	52-240-x5	1,000' POP box		
		52-200-x8	1,000' Reel-in-a-Box		
 Marathon LAN® CAT 5e	CMR	51-243-x5	1,000' Reel-in-a-Box		
		51-240-x5	1,000' POP box		
	CMP	51-243-x8	1,000' Reel-in-a-Box		
		51-241-x8	1,000' POP box		

KEY



Standard Jacket Colors			
¹ Replace "x" with:			

Non-standard Jacket Colors ⁴			
			
			

⁴Non-standard jacket colors and other packaging options (types and lengths) available with minimum order quantity and lead time.

¹Where "x" = jacket color (see color key below). ²No outer jacket. ³With outer jacket. For single component cables, the outer jacket color matches the internal component jacket color. For dual component cables, the standard outer jacket color is Blue.

OSP COPPER

Product Name	Category	Part Number	Product Code	Shield	Package
 OSP Broadband BBDG ¹	CAT 6A	04-001-A5	BBDG6A	Copper-clad steel	1,000' Reel
	CAT 6	04-001-65	BBDG6		
	CAT 5e	04-001-55	BBDGe		
 OSP Broadband Duplex	CAT 5e	04-A01-55	BBDGe	Copper-clad steel	1,000' Reel

¹Also available with optional aluminum interlock armor with overjacket upon request.

Detailed information for each product can be found in its product data sheet, which is available either at SuperiorEssex.com or upon request. All information, content, data, specifications, packaging and part numbers detailed herein are subject to change. For the most up-to-date information, please visit SuperiorEssex.com. Purchase of this product is subject exclusively to the then current **Superior Essex International LP Terms and Conditions of Sale for Communications and Energy Cable, Wire and Connectivity Products**, which can be found on our website, SuperiorEssex.com, or provided to you upon request.

About Superior Essex

Superior Essex International LP is a leading manufacturer and supplier of communications and energy cables and accessories. With a complete portfolio of high-performance products manufactured in the U.S.A., and over eighty years serving the communications and energy markets, Superior Essex has the expertise and experience to meet all your cabling needs.

Our Commitments to Transparency and Sustainability

Superior Essex is firmly committed to environmental responsibility and transparency, and we constantly strive to lead innovation and design toward sustainable product solutions.

We are the first wire and telecommunications cable manufacturer to conduct an independent full Life Cycle Assessment examining the environmental impact of our high performance copper and optical fiber data cabling products, including our raw materials, manufacturing, transportation, installation and end of life practices.

We are also the first in our industry to contribute toward LEED certification by offering Environmental Product Declarations (EPD) and Health Product Declarations™ (HPD™) for our premises copper and optical fiber cable products. Additionally, we offer Multi-attribute Certifications for our premises copper products, which provide transparency into our manufacturing processes and help government procurement agents meet their sustainability goals by simplifying the sustainable supplier selection process.

As the first and only sustainable and transparent cable manufacturer, we are the preferred choice for all enterprises relying on sustainable cabling solutions.





6120 Powers Ferry Road, Suite 150
Atlanta, Georgia 30339

P 770.657.6000
T 800.551.8948
F 877.291.7919

SuperiorEssex.com