



Powering and Connecting
Your World

SmartOnline® 3-Phase UPS

Continuous power for critical applications.

10–210 kVA, 380/400/415V Ph-Ph

20–140 kVA, 208/220V Ph-Ph

- Efficient and reliable operation
- Parallel capability up to 400 kVA
- Powerful network management
- Battery cabinets for scalable runtimes
- Comprehensive service program



SmartOnline 3-phase UPS systems protect mission-critical equipment in high-availability environments worldwide, including data centres, edge computing installations, colocation sites, small/medium businesses, banking and insurance institutions, light industrial facilities, hospitals, clinics, universities and government agencies.

Overview	2–3
3-Phase UPS Families	4–5
SVTX Series (400V, 10–30 kVA)	6–7
SUTX Series (400V, 20–40 kVA)	8–9
S3MX Series (400V, 30–200 kVA)	10–12
SVX Series (400V, 30–210 kVA)	13–15
SUT Series (208V, 20–60 kVA)	16–17
SV Series (208V, 20–140 kVA)	18–20
Network Management	21
External Battery Cabinets	22–23
Service Program	24

Tripp Lite SmartOnline 3-Phase UPS Systems: Protecting Mission-Critical Environments Worldwide

Since 1922, Tripp Lite has built a reputation for outstanding reliability and exceptional service. From desktop to critical infrastructure, Tripp Lite products and solutions power and connect the computers, networking equipment and electronic devices that form the foundation of our digital world.

With capacities ranging from 10 kVA to 210 kVA (400 kVA in parallel), Tripp Lite's field-proven 3-phase UPS systems are used today in mission-critical production environments worldwide, including data centres, edge computing installations, colocation sites, small/medium businesses, banking and insurance institutions, light industrial facilities, hospitals, clinics, universities and government agencies. Featuring voltage- and frequency-independent (VFI) double-conversion operation, they provide the highest level of power protection.



Review this brochure for an introduction to Tripp Lite 3-phase UPS systems and the benefits they can provide to your organisation. When you are ready to learn more, Tripp Lite's dedicated 3-phase application engineers will help you configure the best solution for your requirements, providing actionable recommendations and bills of material to ensure your solution provides the availability and affordability you need to meet your goals.



400V UPS Families – See page 4 for more information.

Scalable Runtime with External Battery Cabinets

Tripp Lite provides a variety of external battery cabinet options, allowing you to customise and expand battery backup runtime.

Scalable Capacity to Keep Pace with Your Business

As loads increase, you can expand UPS capacity with hot-swappable power modules (SV/SVX series) or parallel capability (SVTX, SUT/SUTX and S3MX series).

Optimised Footprints for Edge Computing

A variety of models with internal batteries offer the compact footprint required for IoT, edge computing, back office and other space-constrained applications, including containerised micro data centres.

Powerful and Convenient Remote Management

WEBCARDLX enables remote management through HTML5 and SNMP interfaces, as well as support for integration with DCIM platforms.

Customisable Redundancy for High Availability

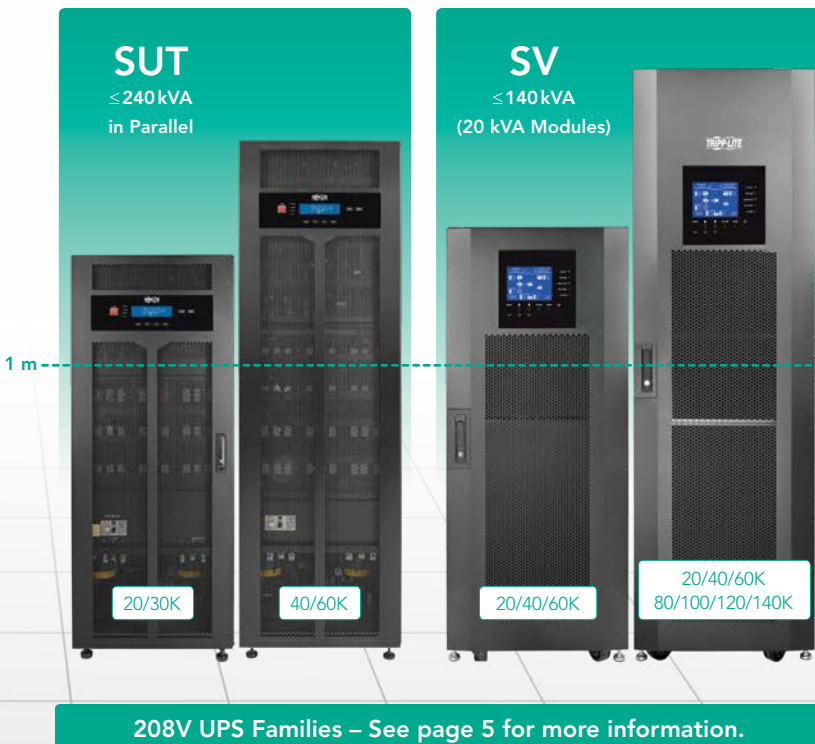
Select the best configuration for your application's availability requirements, including N+1 and N+N redundancy.

Comprehensive Service for Reliability and Uptime

Tripp Lite's 3-phase UPS service program ensures your UPS is ready to protect you from downtime over its entire lifecycle, from initial startup to annual service agreements and preventive maintenance.

Low Cost of Ownership to Maximise Profitability

High efficiency in double-conversion mode and ECO mode reduces your organisation's operational expenditures for power and cooling, while low THDi and active input power factor correction eliminate costly over-sizing requirements for generators and other equipment. Small UPS footprints leave more space for revenue-generating equipment and permit installation in smaller spaces without the expense and delay of retrofitting.





400V	SVTX Series	SUTX Series	S3MX Series	SVX Series
Capacity	10/20/30 kVA (Parallel to 90 kVA)	20/40 kVA (Parallel to 160 kVA)	30–200 kVA (Parallel to 400 kVA)	30–210 kVA (30 kVA modules)
Voltage	380/400/415V (Ph-Ph), 220/230/240V (Ph-N)			
Distinct Series Benefits	Cost-effective power protection for small applications that require a small footprint	Advanced, high-efficiency protection for installations that may require N+N redundancy	Best-value, high-performance power protection with best-in-class footprint and unique battery-sharing capability	Best value for growing businesses; scalable via 30 kVA modules with N+1; high efficiency; low mean time to repair (MTTR)
Applications and Industries				
Typical Applications	Small business installations, server rooms and network closets	Small and medium installations, dedicated IT space and mixed-use buildings with IT load ≤ 80 kW	Small and medium data centres, light industrial settings and large corporate networks with IT load ≤ 400 kW or 50 server racks at 8 kW/rack	Small and medium data centres, light industrial settings and large corporate networks with IT load ≤ 210 kW or 26 server racks at 8 kW/rack
Industries	Data centres, edge computing, colocation, business, light manufacturing, finance, healthcare, education, government			
Key Features				
Format	Small tower	Compact tower	Best-in-class footprint	Rack-based (30U or 42U)
UPS Footprint	10/20K: 0,20 m ² (2,2 ft. ²) 30K: 0,24 m ² (2,6 ft. ²)	20/40K: 0,41 m ² (4,4 ft. ²)	30/40K: 0,24 m ² (2,6 ft. ²) 60/80K: 0,28 m ² (3,0 ft. ²) 100/120K: 0,54 m ² (5,8 ft. ²) 160/200K: 0,56 m ² (6,0 ft. ²)	30–210K: 0,66 m ² (7,1 ft. ²)
UPS Height	10/20K: 0,86 m (33,9 in.) 30K: 1,04 m (40,7 in.)	20/40K: 1,40 m (55,1 in.)	30/40K: 1,00 m (39,4 in.) 60/80K: 1,01 m (39,8 in.) 100/120K: 1,02 m (40,0 in.) 160/200K: 1,45 m (57,3 in.)	30–90K: 1,48 m (58,1 in.) 30–210K: 2,01 m (79,1 in.)
Local/Remote Management	LCD + optional network card	LCD + optional network card	LCD or extra-large LCD + optional network card	Large LCD + included network card
Output Power Factor	0,9 power factor	Unity (1,0) power factor	0,9 power factor	Unity (1,0) power factor
Efficiency	≤92% (≤99% ECO)	≤95% (≤99% ECO)	≤94% (≤98% ECO)	≤95% (≤99% ECO)
Parallel Capability	3x capacity for 20/30K only	4x capacity or redundancy	2–3x capacity for 30–100K; 2x capacity or redundancy for 120–200K	Internal/modular N+1
Battery Options	Internal and/or external batteries	Internal and/or external batteries	Internal (30–40K) or external (30–200K) batteries; 2 units can share 1 battery cabinet	Internal or external batteries
Series Details	SVTX: Pages 6–7	SUTX: Pages 8–9	S3MX: Pages 10–12	SVX: Pages 13–15



208V	SUT Series	SV Series
Capacity	20/30/40/60 kVA (Parallel to 240 kVA)	20–140 kVA (20 kVA modules)
Voltage	208/220V (Ph-Ph), 120/127V (Ph-N)	
Distinct Series Benefits	Advanced protection for installations that may require N+N redundancy	Best value for growing businesses; scalable via 20 kVA modules with N+1; low mean time to repair (MTTR)
Applications and Industries		
Typical Applications	Small and medium installations, dedicated IT space and mixed-use buildings with IT load ≤ 80 kW	Small and medium data centres, light industrial settings and large corporate networks with IT load ≤ 126 kW or 15 server racks at 8 kW/rack
Industries	Data centres, edge computing, colocation, business, light manufacturing, finance, healthcare, education, government	
Key Features		
Format	Compact tower	Rack-based (30U or 42U)
UPS Footprint	20–60K: 0,42 m ² (4,5 ft. ²)	20–140K: 0,66 m ² (7,1 ft. ²)
UPS Height	20/30K: 1,38 m (54,3 in.) 40/60K: 1,76 m (69,3 in.)	20–60K: 1,48 m (58,1 in.) 20–140K: 2,01 m (79,1 in.)
Local/Remote Management	LCD + optional network card	Large LCD + included network card
Output Power Factor	Unity (1,0) power factor	0,9 power factor
Efficiency	≤93% (≤98% ECO)	≤92% (≤99% ECO)
Parallel Capability	4x capacity or redundancy	Internal/modular N+1
Battery and Runtime Options	Internal and/or external batteries	Internal or external batteries
Series Details	SUT: Pages 16–17	SV: Pages 18–20



Remote Management

Tripp Lite 3-phase UPS systems support powerful and convenient remote management capabilities through **WEBCARDLX**, which is included with SV and SVX models and optional for other models. For more information, see page 21.



Scalable Runtime

Tripp Lite provides a variety of external battery cabinets that allow you to customise and expand your 3-phase UPS system's battery backup runtime to support a wide range of applications. For more information, see pages 22–23.



3-Phase UPS Service

Tripp Lite's 3-phase UPS service program maintains the reliability and efficiency of your UPS over its entire lifecycle, ensuring it is always ready to protect you from downtime. For more information, see page 24.



Cost-effective power protection for small applications requiring a small footprint

SmartOnline SVTX Series

10/20/30 kVA, 380/400/415V Ph-Ph

- Best-in-class footprint
- VFI operation and IGBT inverter
- High output power factor (0,9)
- Optional network management card
- Built-in static and maintenance bypass
- Parallel capability up to 90 kVA
- ≤4 min. at full load with internal batteries
- ≤92 min. at full load with external batteries

Key Features and Benefits

BEST-IN-CLASS FOOTPRINT

- Compact footprint saves valuable space for revenue-generating equipment and allows installation in smaller spaces without the expense and delay of retrofitting

SCALABLE, FAULT-TOLERANT ARCHITECTURE

- Parallel capability provides up to 90 kVA
- Space-saving internal batteries enable short-runtime applications with a small footprint
- Optional external battery cabinets outlast extended outages to enable long-runtime applications
- Built-in static and maintenance bypass transfer load to utility power during faults, overloads and service

POWERFUL UPS MANAGEMENT

- User-friendly LCD control panel permits full-featured local management through a user-friendly interface
- Optional **WEBCARDLX** network card enables remote management through embedded HTML5 web, SSH/telnet and SNMP interfaces, as well as integration with Network Management Systems and DCIM platforms (See page 21 for more information.)
- Standard Emergency Power Off (EPO) allows immediate shutdown during emergencies

HIGH-PERFORMANCE OPERATION

- Voltage- and frequency-independent (VFI) operation and transformerless IGBT rectifier technology provide reliable output power quality with pure sine wave
- Low THDi (<6%) improves generator compatibility and eliminates costly over-sizing requirements
- Low THDv (<2%) and active power factor correction improve output performance
- High output power factor (0,9) allows the UPS to support more equipment without overloading
- High charging capacity allows the UPS to ride through multiple power failures in rapid succession

COMPREHENSIVE SERVICE PROGRAM

- Tripp Lite Care ensures your UPS is ready to protect you from downtime over its entire lifecycle, from initial startup to annual service agreements and preventive maintenance
- Regular service improves UPS reliability, longevity and cost control (See page 24 for more information.)

Typical Applications: Small business installations, server rooms and network closets

SmartOnline SVTX Series Technical Specifications

OVERVIEW			
Model	SVT10KX	SVT20KX	SVT30KX
Capacity	10 kVA/9 kW	20 kVA/18 kW	30 kVA/27 kW
Topology	Voltage- and Frequency-Independent (VFI) True On-Line Double Conversion		
INPUT			
Voltage	380/400/415V (Ph-Ph); 220/230/240V (Ph-N)		
Voltage Range	305–478V (100% Load)		
Phase	3-Phase, Neutral and Ground		
Operating Frequency	50/60 Hz (Selectable)		
Frequency Range	46–54 Hz (50 Hz System); 56–64 Hz (60 Hz System)		
Power Factor	>0,99%		
THDi	< 6%		
Inverter Bridge	IGBT Technology		
OUTPUT			
Voltage	380/400/415V (Ph-Ph); 220/230/240V (Ph-N)		
AC Voltage Regulation	± 1%		
Frequency (Range)	50/60 Hz, Selectable (± 0,1 Hz)		
Efficiency (ECO/Line Mode, 100% Load)	99%/90%	97%/91%	97%/92%
Overload (AC and Battery Mode)	100%–110% (10 min.); 111%–130% (1 min.); > 130% (1 sec.)		
Crest Factor	3:1		
Harmonic Distortion	< 2% (Linear Load); < 5% (Non-Linear Load)		
Transfer Time	0 ms (Line ↔ Battery); 0 ms (Inverter ↔ Bypass)		
Output Waveform	Pure Sine Wave		
BYPASS			
Static and Maintenance Bypass	Standard		
Transfer Time	<1 ms		
Default Bypass Voltage Tolerance	190V–457V (Ph-Ph, Adjustable)		
Overload	< 130% (Continuous); > 130% (1 min.)		
BATTERY			
Battery Type	Maintenance-Free Sealed Valve-Regulated Lead-Acid (VRLA)		
Battery Capacity	12V 9 Ah		
Quantity	20	20 x 2	20 x 3
Battery Charging Capacity	2A		4A
Float Voltage	273V DC ± 1%		
Battery Storage Time	6 months (Without Recharge, 25° C)		
BATTERY RUNTIME (50%/100% Load)			
Internal Batteries Only	11/4 min.	11/4 min.	11/4 min.
+1 BP240V135 External Battery Cabinet	68/29 min.	38/16 min.	32/13 min.
+2 BP240V135 External Battery Cabinets	135/59 min.	68/30 min.	53/22 min.
+3 BP240V135 External Battery Cabinets	206/92 min.	101/45 min.	76/31 min.
ENVIRONMENT			
Operating Temperature / Humidity	0–40° C (For Optimal Battery Life <25° C)/0–95% (Non-Condensing)		
Operating Altitude	< 1000 m (1% Derating per 100 m Above 1000 m)		
Audible Noise	< 65 dBA @ 1 m		
MANAGEMENT			
Control Panel	62 mm Multifunction LCD		
RS-232 Serial (DB9)	Standard		
Network Management Card (SNMP)	Optional WEBCARDLX (See page 21 for more information.)		
Relay Interface Card	Optional (RELAYCARDSV)		
Frequency Converter Mode	Programmable		
Parallel Capability for Capacity	No		Up to 3 Units
EPO (Emergency Power Off)	Standard		
STANDARDS			
Safety	IEC/EN 62040-1		
EMC	IEC/EN 62040-2; IEC/EN 61000-4-2; IEC/EN 61000-4-3		
Surge	IEC/EN 61000-4-5 Level 4		
Conduction Immunity	IEC/EN 61000-4-6		
Approvals	TUV		
Additional	RoHS, IP20 Ingress Protection Rating		
PHYSICAL			
Unit Dimensions (HxWxD)	862x250x813 mm		1035x300x813 mm
Unit Weight	118 kg	178 kg	235 kg
Shipping Dimensions (HxWxD)	1060x380x920 mm		1240x430x920 mm
Shipping Weight	135 kg	195 kg	255 kg
Cabinet Colour	RAL 9005 (Black)		
ADDITIONAL ACCESSORIES (Sold Separately)			
Maintenance Bypass Panels	Contact Tripp Lite	Contact Tripp Lite	SU40KMBPKX
Matching External Battery Cabinets	BP240V135 (Connect up to 3 battery cabinets per UPS.)		



Advanced, high-efficiency protection for installations that may require N+N redundancy

SmartOnline SUTX Series

20/40 kVA, 380/400/415V Ph-Ph

- VFI operation and IGBT with DSP control
- Up to 95% double-conversion efficiency
- Unity output power factor (1,0)
- Optional network management card
- Built-in static and maintenance bypass
- Parallel capability up to 160 kVA
- Dual redundant AC inputs
- ≤14 min. at full load with internal batteries
- Up to several hours of runtime at full load with external batteries

Key Features and Benefits

SCALABLE, FAULT-TOLERANT ARCHITECTURE

- Parallel capability provides up to 160 kVA and supports N+N redundancy
- Space-saving internal batteries enable short-runtime applications with an optimised footprint
- Optional external battery cabinets outlast extended outages to enable long-runtime applications
- Built-in static and maintenance bypass transfer load to utility power during faults, overloads and service
- Dual AC inputs can connect to independent sources for additional power redundancy and increased availability

POWERFUL UPS MANAGEMENT

- User-friendly LCD control panel permits full-featured local management through a user-friendly interface
- Optional **WEBCARDLX** network card enables remote management through embedded HTML5 web, SSH/telnet and SNMP interfaces, as well as integration with Network Management Systems and DCIM platforms (See page 21 for more information.)
- Standard Emergency Power Off (EPO) allows immediate shutdown during emergencies

EFFICIENT, HIGH-PERFORMANCE OPERATION

- Voltage- and frequency-independent (VFI) operation and transformerless IGBT rectifier technology with DSP control provide reliable output power quality with pure sine wave
- 95% double-conversion efficiency and 99% ECO-mode efficiency reduce power and cooling costs
- Low THDi (4–5%) improves generator compatibility and eliminates costly over-sizing requirements
- Low THDv (1%) and active power factor correction improve output performance
- Unity output power factor (1,0) allows the UPS to support more equipment without overloading
- High charging capacity allows the UPS to ride through multiple power failures in rapid succession

COMPREHENSIVE SERVICE PROGRAM

- Tripp Lite Care improves UPS reliability, longevity and cost control (See page 24 for more information.)

Typical Applications: Small and medium installations, dedicated IT space and mixed-use buildings with IT load ≤80 kW

SmartOnline SUTX Series Technical Specifications

OVERVIEW		
Model	SUTX20K	SUTX40K
Capacity	20 kVA/20 kW	40 kVA/40 kW
Topology	Voltage- and Frequency-Independent (VFI) True On-Line Double Conversion	
INPUT		
Voltage	380/400/415V (Ph-Ph); 220/230/240V (Ph-N)	
Voltage Range	300–477V (100% Load)	
Phase	3-Phase, Neutral and Ground	
Operating Frequency (Range)	50/60 Hz, Selectable (40–70 Hz)	
Power Factor	>0,99%	
THDi	5%	4%
Inverter Bridge	IGBT Technology	
OUTPUT		
Voltage	380/400/415V (Ph-Ph); 220/230/240V (Ph-N)	
AC Voltage Regulation	± 1%	
Frequency (Range)	50/60 Hz, Selectable (± 0,05 Hz)	
Efficiency	95% Line Mode (100% Load); 99% ECO Mode (100% Load)	
Overload (AC and Battery Mode)	105% (Continuous); 106–125% (10 min.); 126–150% (1 min.); > 150% (1 sec.)	
Crest Factor	3:1	
Harmonic Distortion	1% (Linear Load), 3% (Non-Linear Load)	1% (Linear Load), 2% (Non-Linear Load)
Transfer Time	0 ms (Line ↔ Battery); 0 ms (Inverter ↔ Bypass)	
Output Waveform	Pure Sine Wave	
BYPASS		
Static and Maintenance Bypass	Standard	
Transfer Time	0 ms	
Default Bypass Voltage Tolerance	± 15%	
Overload	105% (Continuous); 106–125% (10 min.); 126–150% (1 min.); > 150% (1 sec.)	
BATTERY		
Battery Type	Maintenance-Free Sealed Valve-Regulated Lead-Acid (VRLA)	
Battery Capacity	12V 9Ah	
Quantity	40 x 2 Strings	
Battery Charging Capacity	1,5A–5A (Default: 1,5A)	1,5A–5A (Default: 2A)
Float Voltage	272V DC ± 2%	
Boost Voltage	280V DC ± 2%	
End of Discharge Voltage	192V DC ± 2%	
Battery Storage Time	6 Months (Without Recharge, 25° C)	
Battery Runtime (50%/100% Load)	33/14 min.	14/5 min.
ENVIRONMENT		
Operating Temperature/Humidity	0–40° C (For Optimal Battery Life: 17–25° C)/0–95% (Non-Condensing)	
Operating Altitude	< 1000 m (Derate 1% per 100 m above 1000 m.)	
Audible Noise	< 55 dBA @ 1 m	< 60 dBA @ 1 m
MANAGEMENT		
Control Panel	130 mm Multifunction LCD	
RS-232 Serial (DB9)	Standard	
Contact Closure	Standard	
Network Management Card (SNMP)	Optional WEBCARDLX (See page 21 for more information.)	
MODBUS	Optional MODBUSCARD	
Frequency Converter Mode	Programmable	
Parallel Connection Capability	Up to 4 Units for Capacity or Redundancy	
EPO (Emergency Power Off)	Standard	
STANDARDS		
Safety	IEC/EN 62040-1	
EMC	IEC/EN 62040-2; IEC/EN 61000-4-2; IEC/EN 61000-4-3	
Surge	IEC/EN 61000-4-5 Level 4	
Conduction Immunity	IEC/EN 61000-4-6	
Approvals	TUV	
Additional	RoHS, IP20 Ingress Protection Rating	
PHYSICAL		
Unit/Shipping Dimensions (HxWxD)	1400x490x840 mm / 1642x725x1010 mm	
Unit/Shipping Weight	363 kg/400 kg	383 kg/420 kg
Cabinet Colour	RAL 9005 (Black)	
ADDITIONAL ACCESSORIES (Sold Separately)		
External Battery Cabinets	BP480V200/BP480V300/BP480V400/BP480V500 (Non-matching battery cabinets with batteries included for a range of long-runtime applications. See www.tripplite.com for more information.) Connect up to 4 external battery cabinets per UPS.	
Maintenance Bypass Panels	Contact Tripp Lite	



Best-value, high-performance power protection with best-in-class footprint and unique battery-sharing capability

SmartOnline S3MX Series

30–200 kVA, 380/400/415V Ph-Ph

- Best-in-class footprint and power density
- Unique battery-sharing capability
- Up to 94% double-conversion efficiency
- VFI operation and IGBT with DSP control
- Built-in static and maintenance bypass
- Extra-large colour touchscreen display
- Optional network management card
- Parallel capability up to 400 kVA
- ≤5,5 min. at full load with internal batteries
- ≤276 min. at full load with external batteries

Key Features and Benefits

BEST-IN-CLASS FOOTPRINT AND POWER DENSITY

- Compact footprint for up to 200 kVA saves valuable space for revenue-generating equipment and allows installation in smaller spaces without the expense and delay of retrofitting
- Parallel capability provides up to 400 kVA

EFFICIENT, HIGH-PERFORMANCE OPERATION

- Highly efficient transformerless double-conversion technology delivers operating cost savings
- 94% double-conversion efficiency and 98% ECO-mode efficiency reduce power and cooling costs
- Low THDi (<3%) improves generator compatibility and eliminates costly over-sizing requirements
- Low THDv (≤2%) and active power factor correction improve output performance
- Voltage- and frequency-independent (VFI) operation and advanced IGBT rectifier technology with DSP control provide reliable output power quality
- Built-in static and maintenance bypass transfer UPS load to utility power during faults, overloads and service to avoid costly system downtime
- Unified platform and firmware design reduces the number of unique boards, improving mean time to repair (MTTR)

UNIQUE BATTERY-SHARING CAPABILITY

- Two S3MX UPS systems can share a single battery cabinet, providing substantial cost and space savings

POWERFUL UPS MANAGEMENT

- Extra-large (25,4 cm / 10 in.) colour touchscreen display permits comprehensive local management through an advanced and user-friendly interface (100–200 kVA models)
- Optional **WEBCARDLX** network card enables remote management through embedded HTML5 web, SSH/telnet and SNMP interfaces, as well as integration with Network Management Systems and DCIM platforms (See page 21 for more information.)
- Standard Remote Emergency Power Off (REPO) allows shutdown from a safe distance during emergencies

COMPREHENSIVE SERVICE PROGRAM

- Tripp Lite Care ensures your UPS is ready to protect you from downtime over its entire lifecycle, from initial startup to annual service agreements and preventive maintenance (See page 24 for more information.)

Typical Applications: Small and medium data centres, light industrial settings and large corporate networks with IT load ≤400 kW or 50 server racks at 8 kW/rack

SmartOnline S3MX Series Technical Specifications

Model	S3M30KX	S3M40KX	S3M30KX-NIB	S3M40KX-NIB	S3M60KX	S3M80KX	S3M100KX	S3M120KX	S3M160KX	S3M200KX
OVERVIEW										
Capacity (VA)	30 kVA	40 kVA	30 kVA	40 kVA	60 kVA	80 kVA	100 kVA	120 kVA	160 kVA	200 kVA
Capacity (Watts)	27 kW	36 kW	27 kW	36 kW	54 kW	72 kW	90 kW	108 kW	144 kW	180 kW
Battery Configuration	Internal/External	Internal/External	External	External	External	External	External	External	External	External
UPS Technology	True On-Line Double Conversion; Voltage- and Frequency-Independent (VFI); Pure Sine Wave Output; Monolithic Design									
INPUT										
Voltage and Phase	Ph-Ph 380V/400V/415V (Ph-N 220V/230V/240V); 3-Phase with Neutral (3-Phase, Neutral + Ground)									
Voltage Range	Ph-Ph 208–478V at < 50% Load; Ph-Ph 208–478V to 305–478V at 50% to 80% Load (Voltage Range Varies with Load); Ph-Ph 305–478V at > 80% Load									
Voltage Comeback	Low-Loss Voltage +10V; High-Loss Voltage -10V									
Nominal Frequency	50/60 Hz (Auto-Selectable)									
Frequency Range	46–54 Hz (50 Hz System); 56–64 Hz (60 Hz System)						40–70 Hz			
Power Factor	≥0,99 (100% Load)									
Harmonic Distortion (THDi)	< 3% (100% Load)									
OUTPUT										
Voltage and Phase	Ph-Ph 380V/400V/415V (Ph-N 220V/230V/240V); 3-Phase with Neutral (3-Phase, Neutral + Ground)									
AC Voltage Regulation	Double-Conversion Mode (Balanced Load), Converter Mode or Battery Mode: ± 1% of Nominal; ECO Mode: ± 11V of Nominal						Double-Conversion Mode (Balanced Load), Converter Mode or Battery Mode: ± 1% of Nominal; ECO Mode: ± 15V of Nominal			
Power Factor	0,9									
Frequency	46–54 Hz (50 Hz System); 56–64 Hz (60 Hz System)						Selectable ± 1 Hz, ± 2 Hz, ± 4 Hz of Input (Default: ± 4 Hz)			
Frequency Regulation	Converter Mode or Battery Mode: ± 0,1 Hz									
Frequency Range	Battery Mode: 50 Hz ± 0,1 Hz or 60 Hz ± 0,1 Hz									
Overload	AC Mode: ≤ 110% = 10 min.; ≤ 130% = 1 min.; > 130% = 1 s Battery Mode: ≤ 110% = 30 s; ≤ 130% = 10 s; > 130% = 1 s						AC Mode: ≤ 110%=1 h; ≤ 125%=10 min.; 150%=1 min.; >150%=200 ms; Battery Mode: ≤ 110%=1 h; ≤ 125%=10 min.; ≤ 150%=1 min.; > 150%= 200 ms			
Current Crest Ratio	3:1 Maximum									
Harmonic Distortion	≤ 2% THD (100% Linear Load); ≤ 4% THD (100% Non-Linear Load)									
Waveform	Pure Sine Wave									
Transfer Time	Line ↔ Battery: 0 ms; Inverter ↔ ECO: < 10 ms; Inverter ↔ Bypass: 0 ms (Synchronous) or ≤ 4 ms (Asynchronous)						Line ↔ Battery: 0 ms; Inverter ↔ ECO: < 20 ms; Inverter ↔ Bypass: 0 ms (Synchronous) or ≤ 1 cycle (Asynchronous)			
BYPASS INPUT										
Voltage and Phase	Ph-Ph 380V/400V/415V (Ph-N 220V/230V/240V); 3-Phase with Neutral (3-Phase, Neutral + Ground)									
Voltage Range	Upper Limit: Ph-N 231–264V Lower Limit: Ph-N 176–209V						Upper Limit: +10%, +15% or +20% Lower Limit: -10%, -20% or -30%			
Nominal Frequency	50/60 Hz (Auto-Selectable)									
Frequency Range	Selectable: ± 1–4 Hz (Default: ± 4 Hz)						Selectable: ± 1 Hz, ± 2 Hz, ± 4 Hz (Default: ± 4 Hz)			
Overload	Bypass Mode: < 150% = 1 min.						Bypass Mode: 105–110% = 1 h; 111–125% = 10 min.; 126–150% = 1 min.; > 150% = 200 ms			
EFFICIENCY										
AC Line Mode	94% at 100% Resistive Load; 93,5% at 50% Resistive Load						94% at 100% Resistive Load; 93,5% at 50% Resistive Load			
ECO Mode	98%, at 100% Resistive Load; 97,5% at 50% Resistive Load						98% at 100% Resistive Load; 97% at 50% Resistive Load			
Battery Mode	93,5% at 100% Resistive Load; 93% at 50% Resistive Load						93% at 100% Resistive Load; 92,5% at 50% Resistive Load			
PARALLEL CAPABILITY										
Parallel for Capacity	Up to 3 Units						Up to 2 Units			
Parallel for Redundancy	N/A						External N+1 Bypass Panel	Up to 2 Units	Up to 2 Units	Up to 2 Units

SmartOnline S3MX Series Technical Specifications (continued)

Model	S3M30KX	S3M40KX	S3M30KX-NIB	S3M40KX-NIB	S3M60KX	S3M80KX	S3M100KX	S3M120KX	S3M160KX	S3M200KX
BATTERIES (Note: S3M30KX and S3M40KX include internal batteries. All other models require external batteries, sold separately.)										
Battery Type	12V Non-Spillable VRLA AGM/GEL									
DC Nominal Acceptance Voltage	± 240 VDC									
Battery Quantity	Internal: 80 (2 x Strings of 20+20); External: 40N (N ≥ 1 x Strings of 20+20)				External: 40N (N ≥ 1 x Strings of 20+20)					
Runtime with Internal Batteries	5,5 min. (100% Load)	5 min. (100% Load)	N/A	N/A	N/A	N/A	N/A	N/A	N/A	N/A
Runtime Range with External Battery Cabinets	19–160 min. (100% Load)	15–129 min. (100% Load)	22–276 min. (100% Load)	15–195 min. (100% Load)	8,5–195 min. (100% Load)	5,6–139 min. (100% Load)	4–239 min. (100% Load)	3–193 min. (100% Load)	1,8–138 min. (100% Load)	1,2–105 min. (100% Load)
External Battery Cabinets	BP480V09 (Optional)	BP480V10 (Optional)	External battery cabinet(s) are required. Available models include BP480V300 , BP480V200 , BP480V100-NIB , BP480V100 , BP480V65-NIB , BP480V65 , BP480V40-NIB , BP480V40 , BP480V10-NIB , BP480V10 , BP480V09 . (NIB=No internal batteries.)							
Recharge Time	9 hours to 90% (Internal Batteries)		Varies with External Battery Cabinet							
Maximum Charging Current	Adjustable up to 4A ± 10% (Default 2A ± 10%; Max 12A with 2 x CBKIT30-40 .)				Adjustable up to 8A ± 10% (Max 24A with 2 x CBKIT30-80 .)		Adjustable up to 24A ± 1%	Adjustable up to 32A ± 1%	Adjustable up to 40A ± 1%	Adjustable up to 48A ± 1%
Float Voltage	13,65V / Battery; 2,27V / Cell									
Boost Charging	14,1V / Battery; 2,35V / Cell									
End of Discharge	10V / Battery; 1,67V / Cell									
Charger Temperature Compensation	N/A						-3 mV / Cell / °C (Requires optional TEMPC100200 thermostat kit.)			
PHYSICAL										
Dimensions (HxWxD)	1000 x 300 x 815 mm	1000 x 300 x 815 mm	1000 x 300 x 815 mm	1000 x 300 x 815 mm	1010 x 360 x 790 mm	1010 x 360 x 790 mm	1015 x 567 x 945 mm	1015 x 567 x 945 mm	1455 x 567 x 995 mm	1455 x 567 x 995 mm
Unit Weight	265 kg	316 kg	60 kg	61 kg	108 kg	113 kg	197 kg	232 kg	309 kg	343 kg
Cabinet Colour	RAL 9005 (Jet Black)									
ENVIRONMENT										
Operating Temp.	0–40° C (≤25° C for optimal battery lifespan.)									
Storage Temp.	0–35° C (UPS with batteries.); -15–60° C (UPS without batteries.)									
Operating Humidity	0–95% (Non-Condensing)									
Operating Altitude	< 1000 m (Derate output power by 1% per 100 m above 1000 m.)									
Audible Noise	< 60 dBA at 1 m	< 70 dBA at 1 m	< 60 dBA at 1 m	< 70 dBA at 1 m	< 70 dBA at 1 m	< 75 dBA at 1 m	< 70 dBA at 1 m		< 73 dBA at 1 m	
Heat Dissipation (100% Load)	5527 BTU/h	7362 BTU/h	5527 BTU/h	7362 BTU/h	11054 BTU/h	14738 BTU/h	19600 BTU/h	23507 BTU/h	31343 BTU/h	39179 BTU/h
Heat Dissipation (50% Load)	2994 BTU/h	3992 BTU/h	2994 BTU/h	3992 BTU/h	5998 BTU/h	7984 BTU/h	9974 BTU/h	11048 BTU/h	14731 BTU/h	18414 BTU/h
MANAGEMENT										
Network Management Card (SNMP)	Optional WEBCARDLX (See page 21 for more information.)									
Control Panel	62 mm Multifunction LCD						Extra-Large 254 mm / 10 in. Colour LCD Touchscreen			
Contact Closure	Optional RELAYCARDSV Interface									
REPO	Remote Emergency Power Off Included (Default: Normally Closed)									
Comm. Ports	RS-232 (Service Only)									
STANDARDS										
Safety	IEC/EN 62040-1:2008+A1:2013 (TUV Approval)									
EMC/EMI	EN 62040-2:2017 / IEC 62040-2:2016 (TUV Approval)									
Additional	CE Mark, IP20 Ingress Protection Rating, RoHS									
ADDITIONAL ACCESSORIES (Sold Separately)										
Maintenance Bypass Panels	SU40KMBPKX				SU60KMBPKX	SU80KMBPKX	SU120KMBPKX		Contact Tripp Lite	
Scalable Charger Board Kits	CBKIT30-40 (Max 2; Each kit adds 4A.)				CBKIT30-80 (Max 2; Each kit adds 8A.)		N/A			
Parallel Cable Kits	P3080KIT						P100200KIT			



Best value for growing businesses; scalable via 30 kVA modules with N+1; high efficiency; low mean time to repair (MTTR)

SmartOnline SVX Series

30–210 kVA (N+1), 380/400/415V Ph-Ph

- Modular, scalable UPS platform
- Up to 95% double-conversion efficiency
- VFI operation and IGBT with DSP control
- Unity output power factor (1,0)
- Built-in network management card
- Built-in static and maintenance bypass
- N+1 redundancy and dual AC inputs
- Rack-based cabinet (30U or 42U)
- ≤17 min. at full load with internal batteries
- ≤223 min. at full load with external batteries

Key Features and Benefits

MODULAR, SCALABLE, FAULT-TOLERANT ARCHITECTURE

- Hot-swappable 30 kVA power modules can increase capacity and/or provide N+1 redundancy for fault tolerance
- Power and battery modules can be added or replaced without powering down for zero-downtime maintenance
- All UPS capacities are available without internal batteries for long-runtime applications using external battery cabinets
- 30–90 kVA models are also available with internal batteries for shorter-runtime applications with a smaller footprint
- Dual AC inputs can connect to independent sources for additional power redundancy and increased availability
- Built-in static and maintenance bypass transfer load to utility power during faults, overloads and service

POWERFUL UPS MANAGEMENT

- Large LCD control panel permits full-featured local management through a user-friendly interface
- Included **WEBCARDLX** network card enables remote management through embedded HTML5 web, SSH/telnet and SNMP interfaces, as well as integration with Network Management Systems and DCIM platforms (See page 21 for more information.)
- Standard Emergency Power Off (EPO) allows immediate shutdown during emergencies

EFFICIENT, HIGH-PERFORMANCE OPERATION

- 95% double-conversion efficiency and 99% ECO-mode efficiency reduce power and cooling costs
- Voltage- and frequency-independent (VFI) operation and transformerless IGBT rectifier technology with DSP control provide reliable output power quality with pure sine wave
- Low THDi (< 3%) improves generator compatibility and eliminates costly over-sizing requirements
- Low THDv (< 1,5%) and active power factor correction improve output performance
- Unity output power factor (1,0) allows the UPS to support more equipment without overloading

COMPREHENSIVE SERVICE PROGRAM

- Tripp Lite Care ensures your UPS is ready to protect you from downtime over its entire lifecycle, from initial startup to annual service agreements and preventive maintenance
- Regular service improves UPS reliability, longevity and cost control (See page 24 for more information.)

Typical Applications: Small and medium data centres, light industrial settings and large corporate networks with IT load ≤210 kW or 26 server racks at 8 kW/rack

SmartOnline SVX Series Technical Specifications

OVERVIEW		30K	60K	90K	120K	150K	180K	210K
CAPACITY kVA/kW		30/30	60/60	90/90	120/120	150/150	180/180	210/210
TOPOLOGY		Voltage- and Frequency-Independent (VFI) True On-Line Double Conversion						
INPUT								
Voltage		380/400/415V (Ph-Ph); 220/230/240V (Ph-N)						
Voltage Range		305V–478V (Ph-Ph); 100% Load						
Phase		3-Phase, Neutral and Ground						
Operating Frequency (Range)		50/60 Hz, Selectable (40–70 Hz ±0,1 Hz)						
Power Factor		>0,99						
THDi		< 3%						
Inverter Bridge		IGBT Technology						
OUTPUT								
Voltage		380/400/415V (Ph-Ph); 220/230/240V (Ph-N)						
AC Voltage Regulation		< 1% (Balanced Load)						
Frequency (Range)		50/60 Hz, Selectable (40–70 Hz ±0,1 Hz)						
Efficiency (ECO Mode/Line Mode)		>99% / >95% (100% Load)						
Overload	AC Mode	105%–110%: 60 min. / 111%–125%: 10 min. / 126%–150%: 1 min. / >150%: 200 ms						
	Battery Mode	105%–110%: 60 min. / 111%–125%: 10 min. / 126%–150%: 1 min. / >150%: 200 ms						
Crest Factor		3:1						
Harmonic Distortion		1,5% (100% linear load); <4% (100% Non-Linear Load)						
Output Waveform		Pure Sine Wave						
BYPASS								
Static and Maintenance Bypass		Standard						
Transfer Time		≤1 ms						
Bypass Voltage Tolerance (Default)		+15% / -20%						
Overload		105%–110%: 60 min. / 111%–125%: 10 min. / 126%–150%: 1 min. / >150%: 200 ms						
BATTERY								
Battery Type*		Maintenance-Free Sealed Valve-Regulated Lead-Acid (VRLA)						
Battery Capacity*		12V 9Ah						
Float Voltage		2,3V / Cell						
Boost Voltage		2,35V / Cell						
End-of-Discharge Voltage		1,67V / Cell						
Battery Storage Time*		6 months (Without Recharge, Stored at 25°C)						
Battery Charger Capacity		8A (2A default)						
Estimated Maximum Runtime with Internal Battery Modules, 100% Load		17 min.	7 min.	4,2 min.	N/A	N/A	N/A	N/A
Estimated Maximum Runtime with External Battery Cabinet(s), 100% Load**		222 min.	98 min.	59 min.	41 min.	31 min.	24 min.	20 min.
*Applies to models with internal battery modules. **External battery cabinets are sold separately. Runtime varies with model. See accessories section on next page for more information.								
ENVIRONMENT								
Operating Temperature		0° to 40°C						
Storage Temperature		-15° to 60°C (Excluding Battery)						
Operating Humidity		0 to 95% (Non-Condensing)						
Operating Altitude		< 1000 m (1% Deration per 100 m Above 1000 m)						
Audible Noise		< 73 dBA at 1 m						
Colour		RAL 9005 (Jet Black)						
MANAGEMENT								
Control Panel		Large 145 mm Multifunction LCD						
Network Management Card (SNMP)		WEBCARDLX Included (See page 21 for more information.)						
Contact Closure		Optional (RELAYCARDSV Sold Separately)						
Emergency Power Off (EPO)		Standard						
STANDARDS								
Safety		IEC/EN 62040-1						
EMC		IEC/EN 62040-2						
Approvals		TUV						
Additional		RoHS, IP20 Ingress Protection Rating						

SmartOnline SVX Series Technical Specifications (continued)

ADDITIONAL ACCESSORIES (Sold Separately)							
	30K	60K	90K	120K	150K	180K	210K
Power Modules	SVX30PM (Hot-swappable 30kVA/30kW power modules for SVX series UPS models.)						
Internal Battery Modules	SVXBM (Hot-swappable battery modules for SVX series UPS models with internal batteries.)						
External Battery Cabinets	BP480V370 (Matching 42U battery cabinet with batteries for long-runtime applications.)						
	BP480V370NB (Matching 42U battery cabinet without batteries for long-runtime applications.)						
	BP480V200/BP480V300/BP480V400/BP480V500 (Non-matching battery cabinets with batteries for a range of long-runtime applications. See www.tripplite.com for more information.)						
Maintenance Bypass Panels	SU40KMBPKX	SU60KMBPKX	Contact Tripp Lite	SU120KMBPKX	Contact Tripp Lite		

Small Frame (30U) Maximum Configurable Power: 90kVA/90kW

Total Dimensions (H x W x D): 1475 x 600 x 1100 mm • Shipping Dimensions (H x W x D): 1650 x 750 x 1220 mm

Capacity	Model	Battery Configuration	Runtime (100% Load)	Unit Weight	Shipping Weight
30kVA/30kW	SVX30KS1P2B	Internal Batteries: 2 SVXBM	4,7 min.	502 kg	573 kg
30kVA/30kW	SVX30KS1P3B	Internal Batteries: 3 SVXBM	9 min.	606 kg	684 kg
60kVA/60kW	SVX60KS2P3B	Internal Batteries: 3 SVXBM	3,5 min.	641 kg	722 kg
90kVA/90kW	SVX90KS3P	External Battery Cabinet(s)*	6,2–59 min.**	363 kg***	427 kg***

* External battery cabinets are sold separately. ** Range available with recommended battery cabinet options. *** Without external battery cabinets.

Medium Frame (42U) Maximum Configurable Power: 90kVA/90kW

Total Dimensions (H x W x D): 2010 x 600 x 1100 mm • Shipping Dimensions (H x W x D): 2175 x 750 x 1220 mm

Capacity	Model	Battery Configuration	Runtime (100% Load)	Unit Weight	Shipping Weight
30kVA/30kW	SVX30KM1P2B	Internal Batteries: 2 SVXBM	4,7 min.	517 kg	596 kg
30kVA/30kW	SVX30KM1P3B	Internal Batteries: 3 SVXBM	9 min.	621 kg	707 kg
30kVA/30kW	SVX30KM1P4B	Internal Batteries: 4 SVXBM	13 min.	725 kg	818 kg
30kVA/30kW	SVX30KM1P5B	Internal Batteries: 5 SVXBM	17 min.	829 kg	929 kg
60kVA/60kW	SVX60KM2P3B	Internal Batteries: 3 SVXBM	3,5 min.	655 kg	745 kg
60kVA/60kW	SVX60KM2P4B	Internal Batteries: 4 SVXBM	5 min.	759 kg	856 kg
60kVA/60kW	SVX60KM2P5B	Internal Batteries: 5 SVXBM	7 min.	863 kg	967 kg
90kVA/90kW	SVX90KM3P5B	Internal Batteries: 5 SVXBM	4,2 min.	898 kg	1005 kg

Large Frame (42U) Maximum Configurable Power: 210kVA/210kW

Total Dimensions (H x W x D): 2010 x 600 x 1100 mm • Shipping Dimensions (H x W x D): 2175 x 750 x 1220 mm

Capacity	Model	Battery Configuration	Runtime (100% Load)	Unit Weight	Shipping Weight
30kVA/30kW	SVX30KL	External Battery Cabinet(s)*	28–223 min.**	308 kg***	373 kg***
60kVA/60kW	SVX60KL	External Battery Cabinet(s)*	11–98 min.**	342 kg***	411 kg***
90kVA/90kW	SVX90KL	External Battery Cabinet(s)*	6,2–59 min.**	377 kg***	449 kg***
120kVA/120kW	SVX120KL	External Battery Cabinet(s)*	4–41 min.**	411 kg***	487 kg***
150kVA/150kW	SVX150KL	External Battery Cabinet(s)*	4,9–31 min.**	446 kg***	525 kg***
180kVA/180kW	SVX180KL	External Battery Cabinet(s)*	5,7–24 min.**	480 kg***	563 kg***
210kVA/210kW	SVX210KL7P	External Battery Cabinet(s)*	4,3–20 min.**	515 kg***	601 kg***
210kVA/210kW N+1	SVX210KL8P	External Battery Cabinet(s)*	4,3–20 min.**	549 kg***	639 kg***

* External battery cabinets are sold separately. ** Range available with recommended battery cabinet options. *** Without external battery cabinets.



Advanced protection for installations that may require N+N redundancy

SmartOnline SUT Series

20/30/40/60 kVA, 208/220V Ph-Ph

- VFI operation and IGBT with DSP control
- Up to 93% double-conversion efficiency
- Unity output power factor (1,0)
- Optional network management card
- Built-in static bypass
- Parallel capability up to 240 kVA
- Dual redundant AC inputs
- ≤6 min. at full load with internal batteries
- ≤110 min. at full load with external batteries

Key Features and Benefits

SCALABLE, FAULT-TOLERANT ARCHITECTURE

- Parallel capability provides up to 240 kVA and supports N+N redundancy
- Space-saving internal batteries enable short-runtime applications with a small footprint
- Optional external battery cabinets outlast extended outages to enable long-runtime applications
- Built-in static bypass transfers load to utility power during faults and overloads
- Dual AC inputs can connect to independent sources for additional power redundancy and increased availability

POWERFUL UPS MANAGEMENT

- User-friendly LCD control panel permits full-featured local management through a user-friendly interface
- Optional **WEBCARDLX** network card enables remote management through embedded HTML5 web, SSH/telnet and SNMP interfaces, as well as integration with Network Management Systems and DCIM platforms (See page 21 for more information.)
- Standard Emergency Power Off (EPO) allows immediate shutdown during emergencies

EFFICIENT, HIGH-PERFORMANCE OPERATION

- Voltage- and frequency-independent (VFI) operation and transformerless IGBT rectifier technology with DSP control provide reliable output power quality with pure sine wave
- 93% double-conversion efficiency and 98% ECO-mode efficiency reduce power and cooling costs
- Low THDi (<3–4%) improves generator compatibility and eliminates costly over-sizing requirements
- Low THDv (≤3%) and active power factor correction improve output performance
- Unity output power factor (1,0) allows the UPS to support more equipment without overloading
- High charging capacity allows the UPS to ride through multiple power failures in rapid succession

COMPREHENSIVE SERVICE PROGRAM

- Tripp Lite Care improves UPS reliability, longevity and cost control (See page 24 for more information.)

Typical Applications: Small and medium installations, dedicated IT space and mixed-use buildings with IT load ≤80 kW

SmartOnline SUT Series Technical Specifications

OVERVIEW				
Model	SUT20K	SUT30K	SUT40K	SUT60K
Capacity	20kVA/20kW	30kVA/30kW	40kVA/40kW	60kVA/60kW
Topology	Voltage- and Frequency-Independent (VFI) True On-Line Double Conversion			
INPUT				
Voltage	208/220V (Ph-Ph); 120/127V (Ph-N)			
Voltage Range	125–253V (Ph-Ph)			
Phase	3-Phase, Neutral and Ground			
Operating Frequency (Range)	50/60 Hz, Selectable (40–70 Hz)			
Power Factor	>0,99			
THDi	<4%			<3%
Inverter Bridge	IGBT Technology			
OUTPUT				
Voltage	208/220V (Ph-Ph); 3-Phase, 4-Wire, Neutral Reference to Bypass Neutral			
AC Voltage Regulation	± 1%			
Frequency (Range)	50/60 Hz, Selectable (± 0,05 Hz)			
Overload (AC and Battery Mode)	105% (Continuous); 106–125% (10 min.); 126–150% (1 min.); >150% (0,5 sec.)			
Crest Factor	3:1			
Harmonic Distortion	<2%	<2%	<2%	<3%
Transfer Time	0 ms (Line ↔ Battery); 0 ms (Inverter ↔ Bypass)			
Output Waveform	Pure Sine Wave			
BYPASS				
Static Bypass	Standard			
Transfer Time	<1 ms			
Default Bypass Voltage Tolerance	± 15%			
Overload	105% (Continuous); 106–125% (10 min.); 126–150% (1 min.); >150% (0,5 sec.)			
BATTERY				
Battery Type	Maintenance-Free Sealed Valve-Regulated Lead-Acid (VRLA)			
Battery Capacity	12V 9Ah			
Quantity	48	72	72	96
Battery Charging Capacity	1–10A (Default 5A)	1–10A (Default 7,5A)	1–20A (Default 7,5A)	1–20A (Default 10A)
Float Voltage	163,2 VDC ± 2V			
Boost Voltage	168 VDC ± 2V			
End of Discharge Voltage	120 VDC ± 2V			
Battery Storage Time	6 months (Without Recharge, 77° F/25° C)			
Internal Battery Runtime (50%/100% Load)	15/5 min.	15/6 min.	11/3,5 min.	9,5/3 min.
ENVIRONMENT				
Efficiency (Line Mode)	> 93%			
Efficiency (ECO Mode)	98%			
Operating Temperature	32°–104° F (For Optimal Battery Life, 62°–77° F); 0° to 40° C (For Optimal Battery Life, 17°–25° C)			
Operating Humidity	0 to 95% (Non-Condensing)			
Operating Altitude	<3280 ft. (1% Deration per 328 ft. Above 3280 ft.); <1000 m (1% Deration per 100 m Above 1000 m)			
Audible Noise @ 3 ft./1 m	<65 dBA		<70 dBA	
MANAGEMENT				
Control Panel	130 mm Multifunction LCD			
RS-232 Serial (DB9)	Standard			
Contact Closure	Standard			
Network Management Card (SNMP)	Optional WEBCARDLX (See page 21 for more information.)			
Parallel Capability	Up to 4 Units for Capacity or Redundancy			
EPO (Emergency Power Off)	Standard			
STANDARDS				
Safety	UL 1778; CSA C22.2 No. 107.3-14			
EMC	FCC Part 15 Class A; IEC/EN62040-2; IEC/EN61000-4-2; IEC/EN61000-4-3			
Surge	IEC/EN61000-4-5 Level 4			
Conduction Immunity	IEC/EN61000-4-6			
Approvals	UL			
Additional	RoHS, IP20 Ingress Protection Rating			
PHYSICAL				
Unit Dimensions (H x W x D)	54,3 x 20,5 x 31,5 in. (1380 x 521 x 800 mm)		69,3 x 20,5 x 31,5 in. (1760 x 521 x 800 mm)	
Unit Weight	767 lb. (348 kg)	926 lb. (420 kg)	1076 lb. (488 kg)	1244 lb. (564 kg)
Shipping Dimensions (H x W x D)	62 x 28 x 39 in. (1570 x 720 x 1000 mm)		76 x 28 x 39 in. (1920 x 720 x 1000 mm)	
Shipping Weight	855 lb. (388 kg)	1014 lb. (460 kg)	1186 lb. (538 kg)	1355 lb. (615 kg)
Colour	RAL 9005 (Jet Black)			
ADDITIONAL ACCESSORIES (Sold Separately)				
External Battery Cabinets	BP288VEBP (With Batteries) or BP288VEBPNB (Without Batteries)			
	Up to 4 per UPS	Up to 3 per UPS	Up to 9 per UPS	Up to 9 per UPS
Maintenance Bypass Panels	SUT20KMBP	SUT30KMBP	SUT40KMBP	SUT60KMBP



Best value for growing businesses; scalable via 20 kVA modules with N+1; low mean time to repair (MTTR)

SmartOnline SV Series

20– 140 kVA (N+1), 208/220V Ph-Ph

- Modular, scalable UPS platform
- VFI operation and IGBT with DSP control
- High output power factor (0,9)
- Control panel with large LCD screen
- Built-in network management card
- Built-in static and maintenance bypass
- N+1 redundancy and dual AC inputs
- Rack-based cabinet (30U or 42U)
- ≤24,5 min. at full load with internal batteries
- ≤405 min. at full load with external batteries

Key Features and Benefits

MODULAR, SCALABLE, FAULT-TOLERANT ARCHITECTURE

- Hot-swappable 20 kVA power modules increase capacity and/or provide N+1 redundancy for fault tolerance
- Power and battery modules can be added or replaced without powering down for zero-downtime maintenance
- All UPS sizes are available without internal batteries for long-runtime applications using external battery cabinets
- Select models are also available with internal batteries for shorter-runtime applications with a smaller footprint
- Dual AC inputs can connect to independent sources for additional power redundancy and increased availability
- Built-in static and maintenance bypass transfer load to utility power during faults, overloads and service

POWERFUL UPS MANAGEMENT

- Large LCD control panel permits full-featured local management through a user-friendly interface
- Included **WEBCARDLX** network card enables remote management through embedded HTML5 web, SSH/telnet and SNMP interfaces, as well as integration with Network Management Systems and DCIM platforms (See page 21 for more information.)
- Standard Emergency Power Off (EPO) allows immediate shutdown during emergencies

HIGH-PERFORMANCE OPERATION

- Voltage- and frequency-independent (VFI) operation and transformerless IGBT rectifier technology with DSP control provide reliable output power quality with pure sine wave
- Low THDi (< 3%) improves generator compatibility and eliminates costly over-sizing requirements
- Low THDv (< 2%) and active power factor correction improve output performance
- High output power factor (0,9) allows the UPS to support more equipment without overloading

COMPREHENSIVE SERVICE PROGRAM

- Tripp Lite Care ensures your UPS is ready to protect you from downtime over its entire lifecycle, from initial startup to annual service agreements and preventive maintenance
- Regular service improves UPS reliability, longevity and cost control (See page 24 for more information.)

Typical Applications: Small and medium data centres, light industrial settings and large corporate networks with IT load ≤126 kW or 15 server racks at 8 kW/rack

SmartOnline SV Series Technical Specifications

OVERVIEW		20K	40K	60K	80K	100K	120K	140K
CAPACITY kVA		20	40	60	80	100	120	140
CAPACITY kW		18	36	54	72	90	108	126
TOPOLOGY		Voltage- and Frequency-Independent (VFI) True On-Line Double Conversion						
INPUT								
Voltage		208/220V (Ph-Ph); 120/127V (Ph-N)						
Voltage Range		156V – 253V (Ph-Ph); 90V – 146V (Ph-N); 100% load						
Phase		3-phase, neutral and ground						
Operating Frequency (Range)		50/60 Hz, Selectable (40–70 Hz ±0,1 Hz)						
Power Factor		> 0,99						
THDi		< 3%						
Inverter Bridge		IGBT Technology						
OUTPUT								
Voltage		208/220V (Ph-Ph); 120/127V (Ph-N)						
AC Voltage Regulation		< 1% (Balanced Load)						
Frequency (Range)		50/60 Hz, Selectable (40–70 Hz ±0,1 Hz)						
Efficiency (ECO Mode/Line Mode)		> 98% / > 91% (100% load)						
Overload	AC Mode	105% – 110%: 60 min. / 111% – 125%: 10 min. / 126% – 150%: 1 min. / >150%: 200 ms						
	Battery Mode	105% – 110%: 60 min. / 111% – 125%: 10 min. / 126% – 150%: 1 min. / >150%: 200 ms						
Crest Factor		3:1						
Harmonic Distortion		< 2% (100% Linear Load); < 4% (100% Non-Linear Load)						
Output Waveform		Pure Sine Wave						
BYPASS								
Static and Maintenance Bypass		Standard						
Transfer Time		≤ 1 ms						
Bypass Voltage Tolerance (Default)		+15% / -20%						
Overload		105% – 110%: 60 min. / 111% – 125%: 10 min. / 126% – 150%: 1 min. / >150%: 200 ms						
BATTERY								
Battery Type*		Maintenance-Free Sealed Valve-Regulated Lead-Acid (VRLA)						
Battery Capacity*		12V 18Ah / Module						
Float Voltage		2,3V / Cell						
Boost Voltage		2,35V / Cell						
End-of-Discharge Voltage		1,67V / Cell						
Battery Storage Time*		6 months (Without Recharge, Stored at 77° F / 25° C)						
Battery Charger Capacity		8A (2A Default)						
Estimated Maximum Runtime with Internal Battery Modules, 100% Load		24,5 min.	10 min.	5,7 min.	4 min.	N/A	N/A	N/A
Estimated Maximum Runtime with External Battery Cabinet(s), 100% Load**		405 min.	185 min.	114 min.	80 min.	61 min.	49 min.	40 min.
*Applies to models with internal battery modules. **External battery cabinets are sold separately. Runtime varies with model. See accessories section on next page for more information.								
ENVIRONMENT								
Operating Temperature		32° to 104° F / 0° to 40° C						
Storage Temperature		5° to 140° F / -15° to 60° C (Excluding Battery)						
Operating Humidity		0 to 95% (Non-Condensing)						
Operating Altitude		< 3281 ft. (Derate 1% per 328 ft. above 3281 ft.); < 1000 m (Derate 1% per 100 m above 1000 m.)						
Audible Noise		< 73 dBA at 3,3 ft. (1 m)						
Colour		RAL 9005 (Jet Black)						
MANAGEMENT								
Control Panel		Large 145 mm Multifunction LCD						
Network Management Card (SNMP)		WEBCARDLX Included (See page 21 for more information.)						
Contact Closure		Optional (RELAYCARDSV Sold Separately)						
Emergency Power Off (EPO)		Standard						
STANDARDS								
Safety		UL 1778 5th Edition; CSA C22.2 No. 107.3-14						
EMC		FCC Part 15 Class A						
Approvals		TUV						
Additional		RoHS, IP20 Ingress Protection Rating						

SmartOnline SV Series Technical Specifications (continued)

ADDITIONAL ACCESSORIES (Sold Separately)							
	20K	40K	60K	80K	100K	120K	140K
Power Modules	SV20PM (Hot-swappable 20kVA / 18kW power modules for SV series UPS models.)						
Internal Battery Modules	SVBM (Hot-swappable battery modules for SV series UPS models with internal batteries.)						
External Battery Cabinets	BP240V370 (Matching 42U battery cabinet with batteries for long-runtime applications.)						
	BP240V370NB (Matching 42U battery cabinet without batteries for long-runtime applications.)						
	EBP240V Series (Non-matching battery cabinets with or without batteries. 16 models available for a wide range of long-runtime applications. See www.tripplite.com for more information.)						
Maintenance Bypass Panels	SU2030KMBP	SU40KMBPK	SU60KMBPK	SU80KMBPK	Contact Tripp Lite		

Small Frame (30U) Maximum Configurable Power: 60kVA/54kW

Total Dimensions (H x W x D): 58,1 x 23,6 x 43,3 in. / 1475 x 600 x 1100 mm • Shipping Dimensions (H x W x D): 64,9 x 29,5 x 48 in. / 1650 x 750 x 1220 mm

Capacity	Model	Battery Configuration	Runtime (100% Load)	Unit Weight	Shipping Weight
20kVA / 18kW	SV20KS1P0B	External Battery Cabinet(s)*	27–400 min.**	648 lb. (294 kg)***	773 lb. (351 kg)***
20kVA / 18kW	SV20KS1P1B	Internal Batteries: 1 SVBM	4 min.	878 lb. (398 kg)	1033 lb. (469 kg)
20kVA / 18kW	SV20KS1P2B	Internal Batteries: 2 SVBM	10 min.	1108 lb. (503 kg)	1293 lb. (587 kg)
20kVA / 18kW	SV20KS1P3B	Internal Batteries: 3 SVBM	21,5 min.	1338 lb. (607 kg)	1553 lb. (705 kg)
40kVA / 36kW	SV40KS2P0B	External Battery Cabinet(s)*	11–183 min.**	724 lb. (328 kg)***	857 lb. (389 kg)***
40kVA / 36kW	SV40KS2P2B	Internal Batteries: 2 SVBM	4 min.	1184 lb. (537 kg)	1377 lb. (625 kg)
40kVA / 36kW	SV40KS2P3B	Internal Batteries: 3 SVBM	6,7 min.	1414 lb. (642 kg)	1637 lb. (743 kg)
60kVA / 54kW	SV60KS3P0B	External Battery Cabinet(s)*	5,9–113 min.**	800 lb. (363 kg)***	941 lb. (427 kg)***
60kVA / 54kW	SV60KS3P3B	Internal Batteries: 3 SVBM	4 min.	1490 lb. (676 kg)	1721 lb. (781 kg)

*External battery cabinets are sold separately. **Range available with recommended battery cabinet options. ***Without external battery cabinets.

Medium Frame (42U) Maximum Configurable Power: 80kVA/72kW

Total Dimensions (H x W x D): 79,1 x 23,6 x 43,3 in. / 2010 x 600 x 1100 mm • Shipping Dimensions (H x W x D): 85,6 x 29,5 x 48 in. / 2175 x 750 x 1220 mm

Capacity	Model	Battery Configuration	Runtime (100% Load)	Unit Weight	Shipping Weight
20kVA / 18kW	SV20KM1P0B	External Battery Cabinet(s)*	26–404 min.**	679 lb. (308 kg)***	822 lb. (373 kg)***
20kVA / 18kW	SV20KM1P1B	Internal Batteries: 1 SVBM	4 min.	909 lb. (413 kg)	1082 lb. (491 kg)
20kVA / 18kW	SV20KM1P2B	Internal Batteries: 2 SVBM	10 min.	1139 lb. (517 kg)	1342 lb. (609 kg)
20kVA / 18kW	SV20KM1P3B	Internal Batteries: 3 SVBM	21,5 min.	1369 lb. (621 kg)	1602 lb. (727 kg)
20kVA / 18kW	SV20KM1P4B	Internal Batteries: 4 SVBM	24,5 min.	1599 lb. (726 kg)	1862 lb. (845 kg)
40kVA / 36kW	SV40KM2P0B	External Battery Cabinet(s)*	11–185 min.**	755 lb. (343 kg)***	906 lb. (411 kg)***
40kVA / 36kW	SV40KM2P2B	Internal Batteries: 2 SVBM	4 min.	1215 lb. (552 kg)	1426 lb. (647 kg)
40kVA / 36kW	SV40KM2P3B	Internal Batteries: 3 SVBM	6,7 min.	1445 lb. (656 kg)	1686 lb. (765 kg)
40kVA / 36kW	SV40KM2P4B	Internal Batteries: 4 SVBM	10 min.	1675 lb. (760 kg)	1946 lb. (883 kg)
60kVA / 54kW	SV60KM3P0B	External Battery Cabinet(s)*	6–114 min.**	831 lb. (377 kg)***	991 lb. (450 kg)***
60kVA / 54kW	SV60KM3P3B	Internal Batteries: 3 SVBM	4 min.	1521 lb. (690 kg)	1770 lb. (803 kg)
60kVA / 54kW	SV60KM3P4B	Internal Batteries: 4 SVBM	5,7 min.	1751 lb. (795 kg)	2030 lb. (921 kg)
80kVA / 72kW	SV80KM4P0B	External Battery Cabinet(s)*	5,7–80 min.**	907 lb. (411 kg)***	1074 lb. (487 kg)***
80kVA / 72kW	SV80KM4P4B	Internal Batteries: 4 SVBM	4 min.	1827 lb. (829 kg)	2114 lb. (959 kg)

*External battery cabinets are sold separately. **Range available with recommended battery cabinet options. ***Without external battery cabinets.

Large Frame (42U) Maximum Configurable Power: 140kVA/126kW

Total Dimensions (H x W x D): 79,1 x 23,6 x 43,3 in. / 2010 x 600 x 1100 mm • Shipping Dimensions (H x W x D): 85,6 x 29,5 x 48 in. / 2175 x 750 x 1220 mm

Capacity	Model	Battery Configuration	Runtime (100% Load)	Unit Weight***	Shipping Weight***
20kVA / 18kW	SV20KL	External Battery Cabinet(s)	27–405 min.**	677 lb. (307 kg)	820 lb. (372 kg)
40kVA / 36kW	SV40KL	External Battery Cabinet(s)	11–185 min.**	753 lb. (342 kg)	904 lb. (410 kg)
60kVA / 54kW	SV60KL	External Battery Cabinet(s)	6–114 min.**	829 lb. (376 kg)	988 lb. (449 kg)
80kVA / 72kW	SV80KL	External Battery Cabinet(s)	5,7–80 min.**	905 lb. (411 kg)	1072 lb. (487 kg)
100kVA / 90kW	SV100KL	External Battery Cabinet(s)	6,6–61 min.**	981 lb. (445 kg)	1156 lb. (525 kg)
120kVA / 108kW	SV120KL	External Battery Cabinet(s)	6–49 min.**	1057 lb. (480 kg)	1240 lb. (563 kg)
140kVA / 126kW	SV140KL7P	External Battery Cabinet(s)	6,9–40 min.**	1133 lb. (514 kg)	1324 lb. (601 kg)
140kVA / 126kW (N+1)	SV140KL8P	External Battery Cabinet(s)	6,9–40 min.**	1209 lb. (549 kg)	1408 lb. (639 kg)

*External battery cabinets are sold separately. **Range available with recommended battery cabinet options. ***Without external battery cabinets.

Powerful Network Management is Only a Click Away



The **WEBCARDLX** network management card enables remote monitoring and control through HTML5 web, SSH/telnet and SNMP interfaces, as well as integration with Network Management Systems and

DCIM platforms. Compatible with all Tripp Lite 3-phase UPS systems, **WEBCARDLX** is included with SV and SVX models.

WEBCARDLX also supports environmental sensors for remote monitoring of temperature, humidity and/or dry contacts that allow you to connect alarm, security and telecom devices. You can connect up to three sensors to monitor multiple locations from a single card.



Network Management Card

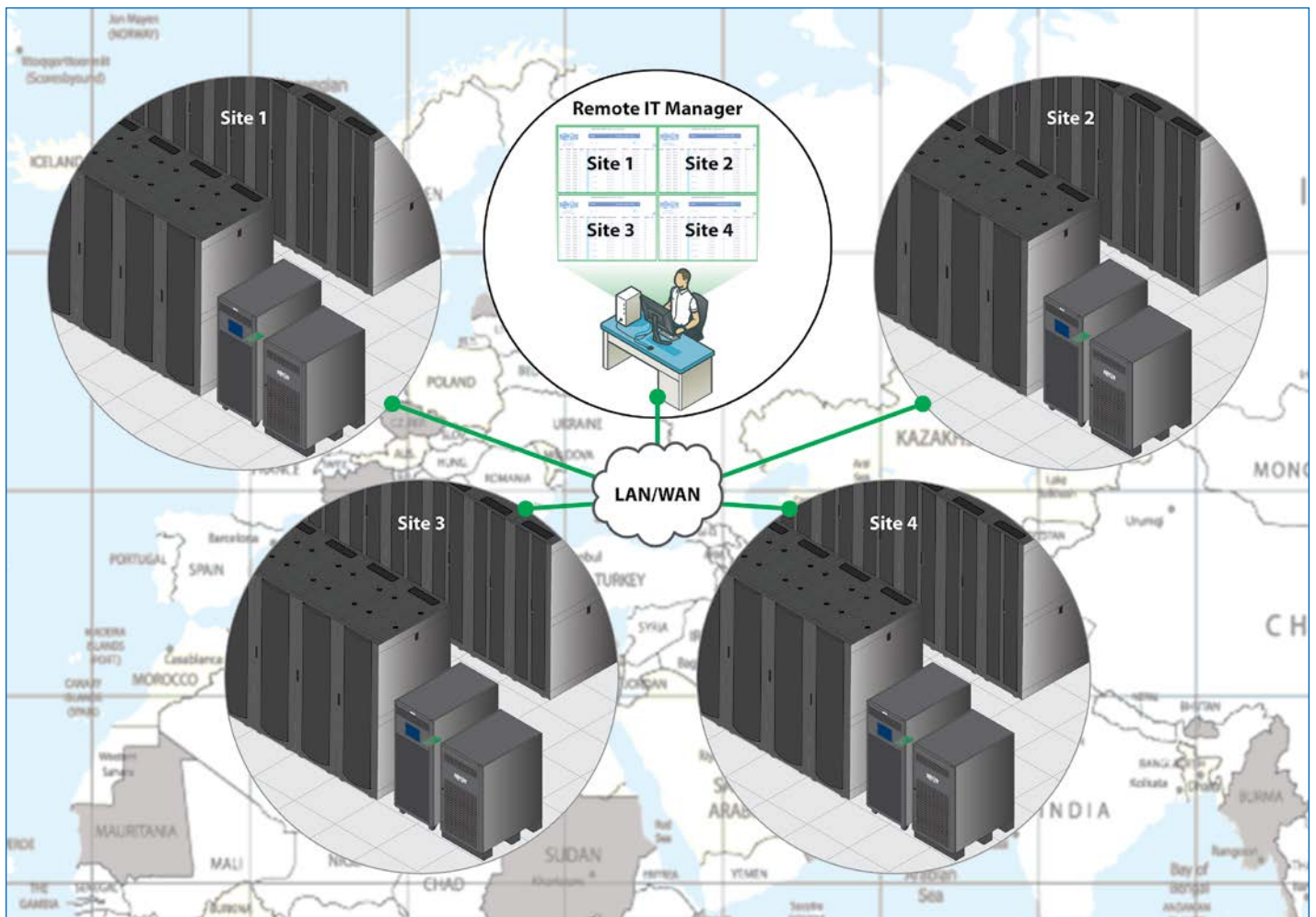
WEBCARDLX Network Management Card for Compatible Tripp Lite UPS Systems. Provides HTML5 Web, SSH/Telnet and SNMP Interfaces.

Environmental Sensors (Require WEBCARDLX)

E2MT	EnviroSense2 (E2) Environmental Sensor Module with Temperature.
E2MTDO	EnviroSense2 (E2) Environmental Sensor Module with Temperature and Digital Outputs.
E2MTHDI	EnviroSense2 (E2) Environmental Sensor Module with Temperature, Humidity and Digital Inputs.
E2SLD	EnviroSense2 (E2) Water Leak Detection Sensor.

Intrusion Detection Sensor

SRSWITCH Magnetic Door Switch Kit (Monitors Front and Rear Doors of a Single Cabinet; Requires **E2MTHDI**).



With the **WEBCARDLX** network management card installed, you can monitor and control UPS systems across multiple sites from any location. The unified LX platform is also available with Tripp Lite PDUs, allowing you to manage power throughout your facilities.

Scalable, Customisable Runtime

Whether you only need a few minutes of battery backup runtime to ride through brief power problems or multiple hours to outlast extended power outages, Tripp Lite can provide external battery cabinet configurations to match your application.

External battery cabinets are available in a variety of sizes, with or without internal batteries. External battery cabinets also support daisy-chaining multiple cabinets to increase runtime.



External Battery Cabinets for Tripp Lite 3-Phase UPS Systems

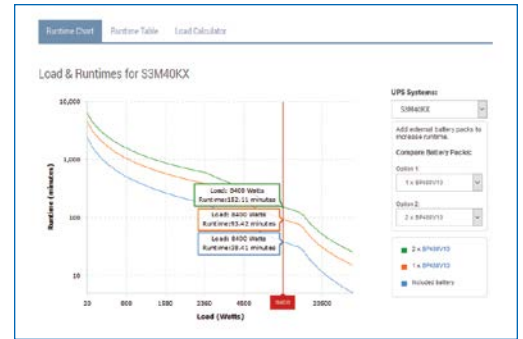
	3-Phase UPS Family	Battery Bus	External Battery Cabinet Model	Unit Dimensions H x W x D (mm)	Unit Dimensions H x W x D (in.)	Unit Weight (kg)	Unit Weight (lb.)	Shipping Weight (kg)	Shipping Weight (lb.)
400V 3-Phase UPS Systems	SVTX	±240V DC	BP240V135	580 x 250 x 826	22,8 x 9,85 x 32,5	155,1	342	170,1	375
	SUTX SVX	±240V DC	BP480V200	1499 x 737 x 800	59 x 29 x 31,5	986,6	2175	1036,5	2285
			BP480V26B	1161 x 521 x 856	45,7 x 20,5 x 33,7	487,6	1075	555,5	1225
			BP480V300	1999 x 914 x 749	78,7 x 36 x 29,5	1300	2866	1351,7	2980
			BP480V400	1999 x 914 x 749	78,7 x 36 x 29,5	1662,9	3666	1714,6	3780
			BP480V40C	1699 x 521 x 856	66,9 x 20,5 x 33,7	727,1	1603	889	1960
			BP480V500	1999 x 1016 x 749	78,7 x 40 x 29,5	2159,1	4760	2195,4	4840
	SVX	±240V DC	BP480V370*	2005 x 647 x 1100	78,9 x 25,5 x 43,3	1606,2	3541	1688,3	3722
			BP480V370NB**	2005 x 647 x 1100	78,9 x 25,5 x 43,3	120,7	266	157,9	348
	S3MX (30K)	±240V DC	BP480V09	836 x 250 x 780	32,9 x 9,85 x 30,7	246,5	543,4	273,5	602,9
	S3MX (40K)	±240V DC	BP480V10	836 x 250 x 780	32,9 x 9,85 x 30,7	273	601,9	290	639,3
			BP480V10-NIB**	836 x 250 x 780	32,9 x 9,85 x 30,7	54,6	120,4	81,6	179,9
	S3MX (60-200K)	±240V DC	BP480V40	1220 x 626 x 900	48 x 24,7 x 35,4	607,8	1340	651,4	1436
			BP480V40-NIB**	1220 x 626 x 900	48 x 24,7 x 35,4	103,3	227,7	146,8	323,6
BP480V65			1499 x 826 x 1135	59 x 32,5 x 44,7	957,4	2110,7	1013,4	2234,1	
BP480V65-NIB**			1499 x 826 x 1135	59 x 32,5 x 44,7	157,6	347,5	213,6	470,9	
BP480V100			1499 x 826 x 1135	59 x 32,5 x 44,7	1496,3	3298,7	1552,2	3422	
BP480V100-NIB**			1499 x 826 x 1135	59 x 32,5 x 44,7	157,6	347,5	213,6	470,9	
SUT	±144V DC	BP288VEBP	597 x 764 x 853	23,5 x 30,1 x 33,6	350	771,6	360	793,7	
		BP288VEBPNB**	597 x 764 x 853	23,5 x 30,1 x 33,6	81	178,6	92	202,8	
208V 3-Phase UPS Systems	SV	±120V DC	BP240V370*	2005 x 647 x 1100	78,9 x 25,5 x 43,3	1574,9	3472	1657	3653
			BP240V370NB**	2005 x 647 x 1100	78,9 x 25,5 x 43,3	120,7	266	157,9	348
			EBP240V2501	1499 x 737 x 800	59 x 29 x 31,5	722,6	1593	758,9	1673
			EBP240V2501NB**	1499 x 737 x 800	59 x 29 x 31,5	206,4	455	242,7	535
			EBP240V2502	1499 x 1473 x 800	59 x 58 x 31,5	1238,7	2731	1275,1	2811
			EBP240V2502NB**	1499 x 1473 x 800	59 x 58 x 31,5	412,8	910	485,3	1070
			EBP240V3501	1499 x 737 x 800	59 x 29 x 31,5	866,8	1911	903,1	1991
			EBP240V3501NB**	1499 x 737 x 800	59 x 29 x 31,5	206,4	455	242,7	535
			EBP240V3502	1499 x 737 x 800	59 x 58 x 31,5	1394,8	3075	1431,1	3155
			EBP240V3502NB**	1499 x 737 x 800	59 x 58 x 31,5	412,8	910	485,3	1070
			EBP240V5001	1499 x 737 x 800	59 x 29 x 31,5	1083,6	2389	1119,9	2469
			EBP240V5001NB**	1499 x 737 x 800	59 x 29 x 31,5	206,4	455	242,7	535
			EBP240V5002	1499 x 737 x 800	59 x 29 x 31,5	1083,6	2389	1119,9	2469
			EBP240V5002NB**	1499 x 737 x 800	59 x 29 x 31,5	412,8	910	485,3	1070
			EBP240V6002	1499 x 1473 x 800	59 x 58 x 31,5	2035,3	4487	2071,6	4567
			EBP240V6002NB**	1499 x 1473 x 800	59 x 58 x 31,5	412,8	910	485,3	1070
			EBP240V6003	1499 x 2210 x 800	59 x 87 x 31,5	2949,7	6503	2986	6583
EBP240V6003NB**	1499 x 2210 x 800	59 x 87 x 31,5	619,2	1365	728	1605			

*Battery cabinet does not include internal batteries. **Battery cabinet closely matches appearance of primary UPS cabinet.

User-Friendly Online Runtime Tools

Tripp Lite's website provides a wealth of runtime data to help you configure battery capacity for your application, including dynamic interactive runtime charts, interactive runtime tables, load calculators and downloadable, printable runtime chart PDFs.

These tools allow you to compare battery configurations to see how they affect available runtime at various load levels. They are accessible from each UPS product page at www.tripplite.com.



Sample UPS and External Battery Cabinet Pairings

Most Tripp Lite UPS systems support a variety of external battery cabinet options, including connecting multiple cabinets, to support a wide range of runtime configurations and applications. All units are shown approximately to scale.



SVT10KX UPS with BP240V135
External Battery Cabinets



S3M40KX UPS with BP480V10
External Battery Cabinets



SUTX40K UPS with BP480V200
External Battery Cabinet



42U SVX or SV Series UPS with BP480V370 (SVX) or BP240V370 (SV)
Matching 42U External Battery Cabinet



S3M200KX UPS with BP480V100
External Battery Cabinet



SUT20K UPS with BP288VEBP
External Battery Cabinet



SV40KS2P0B UPS with EBP240V2501
External Battery Cabinet

Tripp Lite Care Service and Support

Service is the most critical component of 3-phase UPS ownership. When you invest in a large UPS, you may need it to operate reliably for 10 years or more. Tripp Lite CareSM 3-phase UPS services are designed to protect your UPS over its entire lifecycle, from commissioning to preventive maintenance and eventual replacement. They keep your UPS in peak condition so it is always ready to protect you from downtime.

Warranty

Tripp Lite 3-phase UPS system factory warranties vary by region. Optional extended warranties up to three years past the standard factory warranty are available. External batteries include a one-year warranty in all regions.

Commissioning

Commissioning builds a solid foundation for improved reliability, higher efficiency, reduced costs, enhanced safety, fewer repairs, quicker service and longer UPS lifespan. Commissioning helps you verify and document the proper installation and startup of your UPS system at the installation site. Commissioning also registers your UPS, initiates its service record and establishes a working relationship between your organisation and the Tripp Lite service team, which is essential for a successful 3-phase UPS deployment. Lastly, commissioning activates an enhanced 24/7/365 on-site UPS warranty, which covers parts, travel and labour.

Annual Service Agreements with Preventive Maintenance

Annual service agreements include extended 24/7/365 on-site warranties and on-site preventive maintenance visits. Regular preventive maintenance significantly reduces failure rates by identifying potential threats early and correcting problems before they cause downtime. UPS systems with regular preventive maintenance are much less likely to experience a failure than UPS systems without it. Component failures can still happen, but on-site warranties minimise the cost and disruption of unavoidable repairs.

Non-Warranty Services

Tripp Lite provides non-warranty services when the UPS system is outside the warranty or service agreement period, or when a required service or repair is not covered under the terms of the current warranty or service agreement. Tripp Lite quotes non-warranty services on a case-by-case, time-and-materials basis, and cost depends on the UPS model and specific service requested. Available non-warranty services include rapid-response on-site repair, battery installation and battery service/replacement.

Planned Replacement Services

Although Tripp Lite products are built to provide long service life, there comes a point for every UPS system when it makes more sense to modernise than to keep an older system in service. Tripp Lite's planned replacement services provide a free assessment of your current UPS, balancing the cost of replacement against the cost of maintenance and risk of downtime. Once you decide to modernise, Tripp Lite helps you make the transition efficient and seamless, minimising disruption to your critical operations.

Note: Service availability varies with location.



Contact Tripp Lite for more information:

- Tripp Lite Asia Pacific** +972.54.530.4120 | salesint@tripplite.com
- Tripp Lite Canada** +1.416.661.6090 | canada@tripplite.com
- Tripp Lite Eastern Europe** +36.70.388.7680 | salesint@tripplite.com
- Tripp Lite East/West Africa** +254.731.137.202 | salesint@tripplite.com
- Tripp Lite France** +33.0.68.388.9150 | salesint@tripplite.com
- Tripp Lite Middle East** +971.4.887.1633 | infome@tripplite.com
- Tripp Lite Southern Africa** +27.76.033.3294 | salesint@tripplite.com
- Tripp Lite United Kingdom & Nordics** +44.01635.887396 | info-uk@tripplite.com
- Tripp Lite USA** +1.773.869.1236 | solutions@tripplite.com
- Tripp Lite Western Europe** +44.01234.868010 | salesint@tripplite.com



Tripp Lite Corporate Headquarters
1111 W. 35th Street
Chicago, IL 60609 USA
+1.773.869.1111
www.tripplite.com